

# Advancement News

March-April-May-June  
2018

Vol. 8, No. 2

Prepared. For Life.®

Previous issues are available at <https://www.scouting.org/programs/boy-scouts/advancement-and-awards/advancement-news/>

## Opportunities for Advancement Administrators

### Philmont Training Center: A Great Family Destination

Is your family hoping for a summer trip, while you are looking for something a bit more adventurous? There is a unique place everyone can get their wish: New Mexico, the Land of Enchantment! And two chances to go there.

If you are a new or fairly inexperienced advancement coordinator in a unit or advancement committee member in a district or council, then the ***Mechanics of Advancement*** conference at the Philmont Training Center, June 17-23, is a MUST-take course for you...and a must-VISIT destination for the whole family.

If you are an experienced advancement volunteer or professional looking to take your knowledge to the next level, then the August 5-11 ***Advancement Issues and Solutions*** conference at the PTC is the course for you.

At both of these conferences participants will learn about the latest updates to advancement and Scouting in general, from experienced instructors. Additionally, participants will have a great opportunity to learn from other Scouters and make new friends from all over the United States.



While you are in class, your family will have a fabulous opportunity to see the legendary Philmont Scout Ranch and take part in some amazing Scouting activities and camaraderie. There will be programs for spouses and boys and girls of all ages that will make memories that will never be forgotten.

*Continued on page 2*

### In This Issue

- **Opportunities for Advancement Administrators:** Philmont Training Center Is a Great Family Vacation Destination; The Sea Base Experience, 2018
- **On Increasing Advancement:** Why Advancement?; Scoutbook Lite Update
- **The Cub Scout Angle:** New Advancement Opportunity: Lions Arrive
- **The Boy Scout Angle:** Troop Involvement of Eagle Scouts; Revised Training for Den Chief Leadership Position;
- **Merit Badges:** Scoutbook Vs. Blue Cards; Helpful Resources for Merit Badge Counselors; Scouting Heritage Merit Badge
- **Eagle Issues:** Life to Eagle Information Packets: Keep Them Simple
- **Venturing:** Summit Award Board of Review; Lessons Learned for Inclusion of Girls in Boy Scouts of America Programs.
- **Sea Scout Advancement:** The Quartermaster BOR (Bridge of Review)
- **Special Necessities:** Registering *Qualified* Members Beyond the Age of Eligibility
- **From the Archives:** From the Guide to Advancement: Adult Association: More Than Just Supervision
- **A Peek Ahead:** What Is planned for July—August
- **Helpful Links:**

*Continued from page 1*

Much more information and registration is available at [www.philmonttrainingcenter.org](http://www.philmonttrainingcenter.org).



***We are excited about seeing you (and your family) where there is “silver on the sage, starlit skies above, and aspen covered hills” this summer!***

## **The Sea Base Experience, 2018**

The Conference on Education for Advancement Administrators (CEAA) held January 8–12 was a real success. Ten experienced advancement administrators and faculty met to identify and develop needed continuing advancement education materials. The conference, which was highlighted by a talk given by Chief Scout Executive Mike Surbaugh on the future direction of the Boy Scouts of America, was considered by everyone to have been an outstanding success.



Scouters in the conference discussed advancement education materials that focused on increasing advancement; current challenges to advancement programs; advancement administration handbooks; advancement education programs for councils and districts; group merit badge counselor education; new Boy Scout parent education; and Life Scout to Eagle Scout orientation for parents and Life Scouts. Look for information on some of these CEAA topics to be published during 2018!

## **On Increasing Advancement**

### **Why Advancement?**

Sir Robert Baden-Powell, 1st Baron Baden-Powell of Gilwell, was a genius. The legacy that he left to us was the Scouting program that nations could use to shape the character, personal fitness, and citizenship of the youth around the world. One of the methods the BSA uses to fulfill these aims of Scouting is advancement.

Baden-Powell once said, “Scouting is a game with a purpose.” The “game” of Scouting is called “program”; how Scouts keep score is called “advancement.” Starting with Lion, Scouts are required to go on adventures to fulfill the advancement requirements. Adventures are fun! Having fun will keep a Scout in Scouting. This gives us time to influence their character, help them develop their personal fitness, and learn citizenship skills.

*Continued on page 3*

As the Scout continues in Cub Scouting, each one does things with the den that produce a sense of belonging. A sense of belonging keeps the youth in Cub Scouting. Also, in the den, the Cub Scout learns skills that make even greater adventures possible. Greater adventures mean even more fun. More fun means that the individual stays in the pack even longer. And on and on it goes to the next level.

When our Scouts joins a troop, they must learn more skills. These additional skills make more challenging adventures possible. The skills learned mean that our Scouts feel comfortable trying the more advanced adventures. More advanced adventures are even more fun. More fun keeps the Scouts in Scouting, giving us even more time to shape the character, personal fitness, and citizenship of each Scout. Along the way the Scouts complete more advancement requirements by taking leadership positions and learning leadership skills.

Throughout all of this advancement requires that our youth grow in the ideals of Scouting.

B-P was a genius and you can look like a genius, too, if you use B-P's game of Scouting to keep our youth in Scouting. Now, isn't that what we're all about?

## **Scoutbook Lite Update**

Many questions have arisen as the journey to release Scoutbook Lite in the 2nd quarter of this year continues. Here are answers to some questions and a general update.

### **What will be the release date?**

The expectation is that Scoutbook Lite will be released sometime during the next few months; an exact release date has not been confirmed. This is the result of the BSA taking appropriate steps to have developers finish final coding and user interfaces. Within this process selected volunteers are engaging with testing and evaluation of this new tool.

### **How does someone access Scoutbook Lite?**

The process to access Scoutbook Lite, once it is available, has not been finalized at this time. More information and communication will be shared about this via Workplace, Bryan on Scouting Blog, and the Scout Executive Council Packet when this online tool is available.

### **Can I get a preview of Scoutbook Lite?**

If you expect to attend (or you know volunteers or staff attending) the National Annual Meeting in Dallas <http://nam.scouting.org/>, encourage them to stop by the "Scoutbook section" of the exhibit hall for more info.

### **What date will Internet Advancement portal be closed?**

This will happen after the release of Scoutbook Lite, so that units will always have a venue for submitting advancement records online.

**Is there a council information packet that can be used to communicate with volunteers on the website and in trainings other than what was previously listed on the Bryan on Scouting blog?**

*Continued on page 4*

<https://blog.scoutingmagazine.org/2017/12/21/scoutbook-lite-to-replace-bsas-internet-advancement-platform-in-early-2018/>

Additional communications materials are being explored to help with this. Scoutbook Lite is being created with a simple user interface that volunteers (and those promoting this online tool) will find easy to understand and use.

### **Is Scoutbook Lite optimized for desktop and mobile?**

We've all heard "mobile first" but Scoutbook Lite is even better. Professional user experience designers have worked hard to optimize your user experience for both a big desktop display and mobile tablets and smart phones.

### **What other features can we expect to see in the future on Scoutbook Lite?**

Replacing Internet Advancement is just the first release of Scoutbook Lite. In the future, you will also experience features that track Service Hours, Hiking Logs, and Camping Logs.

## **The Cub Scout Angle**

### **New Advancement Opportunity: Lions Arrive**

At the end of the current school year, Lions will become the newest Cub Scout rank beginning in the Fall of 2018. Cub Scout packs will welcome the new den of Lions to meetings at that time. While not participating in summer programs, these Lions will be ready to start participating in adventures to earn their badge of rank. Both all girl dens and all boy dens will be organized within a pack.

A taste of what you will soon see JUST for Lions?

The youth handbook will get a new cover and is now called the Lion Cub Scout Handbook.

A new rank patch will be available which can be placed on the T-shirt over their heart.

Stickers are designed for the youth to place in their new handbooks as they complete adventures.

Adventure Loops will be awarded and placed on the Cub Scout belt.

A Lion advancement chart will also be available for recording and watching advancement grow

As the pack welcomes the new Lion den, more excitement is ahead as the Cub Scout family grows. For more information, visit the [Lion website](#).



*Kindergarten-Age Youth*

# The Boy Scout Angle

## Troop Involvement of Eagle Scouts

As the Romans used to say, “*Quid nunc* (what now)? (They spoke Latin, you know.) What do you do with a Scout who has passed his Eagle board of review? What can you do to keep this Scout, and all your Scouts, in Scouting?

Well, you can start by having a “pull-out-all-the stops, invite-the-whole-world, make-his-Mother-cry-tears-of-joy” Eagle Scout Court of Honor with the whole troop in attendance. Many a newly-joined Scout has looked on in awe as an older Scout had the Eagle badge pinned to his chest and has resolved then and there to become an Eagle Scout someday. That’s the easy part.

How do you keep your new Eagle Scout around to help those boys keep their resolutions? First, make sure the new Eagle Scout gets credit at the COH for his earned merit badges in the form of Eagle Palms (GTA 9.0.3.0), and then challenge him to earn more. To keep him in Scouting, do what you always do to keep up every older Scout’s interest: make sure they have something important to do.



For younger Eagle Scouts, keep them involved in troop positions of responsibility. Eagle Scouts are a natural resource as instructors for all Scouting skills, and a 13-year-old Eagle Scout senior patrol leader can be a shining example for all. Older boys who are at least 16 years old may be appointed junior assistant Scoutmasters. These young men under the guidance of the Scoutmaster can be an immense help in promoting advancement in the Troop. Finally, Eagle Scouts, young and old, also could be encouraged to participate actively in the Order of the Arrow, and possibly, to join the summer camp staff.

Once that Eagle Scout turns 18, invite him to remain active in the troop as an Assistant Scoutmaster, where his experience will be especially valuable in encouraging the advancement of Scouts through the ranks, and eventually, mentoring Life Scouts working on their own Eagle rank.

Do all these things and you will improve advancement in your troop and keep your Scouts in Scouting. Now isn’t that what we’re all about?

Refer to *Advancement News*, September-October 2017, to review the revised Eagle Palm Requirements. Effective August 1, 2017, a new Eagle Scout can simultaneously receive, alongside his Eagle medal, all Eagle Palms the Scout has earned for merit badges completed before becoming an Eagle Scout.



## Revised Training for Den Chief Leadership Position

How long and how effectively a den chief will serve depends upon how seriously the position is valued and by whom, particularly the adults in the pack they serve as well as those within their home unit. Youth value the opinion of adults, so if a den chief sees that adults ask for and value their input, they will take their responsibilities more seriously.

Like most things in Scouting, this process begins with training. Den Chief Training is intended to build enthusiasm, develop higher morale among den chiefs, and provide the tools a new den chief will need to be successful. This training can be delivered in approximately two hours. The time should, however, match the needs of the young people to be trained as well as the availability of the trainers. An evening session, for example, might work better for a Cubmaster training a couple of den chiefs, or a weekend session might work better for a district training for den chiefs of multiple packs.


The training should be offered in a facility that provides suitable space and access, perhaps council camping or training facilities, or a local pack meeting location. A session held early in the program year is likely to prove more useful to beginning den chiefs and their “adult partners”, those new den leaders, or den leaders who have not previously had a den chief. Thus, all adult leaders who recruit or work with den chiefs are encouraged to attend with the Scout being trained.

At the end of the course all participants should be awarded a certificate of completion.

The Scout troop should then recognize the newly trained Scout with a *Trained* badge for his sleeve next to his den chief position badge of office.

Although den chief training currently is only available through face-to-face sessions, online modules are being developed that will mirror the content of these in-person materials. When ready and approved for use, there will be announcements in Bryan’s Blog, *Scouting* magazine and other sources of BSA information. Meanwhile, everyone is encouraged to review the current course’s Facilitators Guide at:

[www.scouting.org/training/youth/den-chief-training](http://www.scouting.org/training/youth/den-chief-training).



# Merit Badges

## Scoutbook vs. Blue Cards

Technology is a great thing but sometimes what we think it will do for us is not exactly the way things turn out. Take for example the wonderful world of **Scoutbook** (the BSA-owned, record-keeping program). This extremely useful software tool was developed to help units, parents, and Scouts to monitor advancement progress.

Scoutbook offers numerous applications, however there are limitations and restrictions to what Scoutbook can and should do. Most importantly, Scoutbook is not an official advancement document nor is it a replacement for the “Application for Merit Badge”, aka- the “**Blue Card**” (No. 34124).

The Blue Card is the Scout’s official record for keeping track of merit badge advancement. Blue Cards provide information beyond the data stored on Scoutbook. Blue Cards show when the Scout met with their unit leader to discuss the badge and received acknowledgement to pursue the merit badge. Blue Cards list when various requirements have been completed as verified by the counselor’s initials as well as provide helpful information for the merit badge counselor.

More importantly, Blue Cards are the documented record needed for any historical proof that a merit badge was earned. Thus, if it ever became necessary, the Blue Card is the source of proof that a merit badge was indeed earned. Should a dispute arise such as a rank appeal, including for the rank of Eagle Scout, the Blue Card could decide the issue.

Though some might suggest Scoutbook can do the same, note that digital platforms change over time, occasionally get corrupted and cannot provide proof that all the steps in earning a merit badge (Unit Leader discussions and signature, Merit badge counselor final signature) have been completed.

In essence, though it is useful to use the Scoutbook platform for entering information, it does not replace the required signed Blue Card which must be retained by the Scout, the Scoutmaster, and the Merit Badge counselor.

More information on “Blue Cards” can be found in the *Guide to Advancement*, Section 7, or in the past issue of the [Advancement News, July/August, 2017](#).

**The Blue card is the Scout’s official record for keeping track of merit badge advancement.**

**Blue Cards provide information which is not a part of the data stored on Scoutbook.**



## Helpful Resources for Merit Badge Counselors

There are many resources available to assist a Merit Badge Counselor. These resources can be found both online and in print.

In many merit badge pamphlets, especially those for badges that have a higher degree of risk involved, there will be an introductory section entitled “Note to the Counselor.” Some of these notes address safety considerations, training, or special qualifications needed for presenting merit badge activities specific to the particular badge, but many pamphlet notes also provide suggestions on what, when, and how to counsel Scouts in subject matter important to BSA’s risk management plan.

Publications in print and materials posted on [www.Scouting.org](http://www.Scouting.org) or available at your local Scouting store, include—but are not limited to the following:

*Boy Scout Handbook* (No. 34554)

*Boy Scout Requirements* (No. 33216)

*A Guide for Merit Badge Counseling* (No. 512-065)

*Application for Merit Badge* (No. 34124)

*Guide to Safe Scouting* ([www.scouting.org/filestore/pdf/34416.pdf](http://www.scouting.org/filestore/pdf/34416.pdf))

*Guide to Advancement* (No. 33088 [www.scouting.org/advancement](http://www.scouting.org/advancement))

*Merit Badge Counselor Information* (No. 34405: [www.scouting.org/advancement](http://www.scouting.org/advancement))

*Merit Badge Requirements* (<https://www.scouting.org/programs/boy-scouts/advancement-and-awards/merit-badges/>) and pamphlets

*The Essentials of Merit Badge Counseling* (<https://www.scouting.org/programs/boy-scouts/resources/advancement-presentations/>)



## About Advancement News

**Follow the National Advancement Program Team on Twitter!**

**(BSA Advancement Team, @AdvBSA)**

*Advancement News* is the official e-letter of the Boy Scouts of America National Advancement Program Team. Its intent is to provide and clarify procedures found in the *Guide to Advancement*, announce various changes and updates in advancement, and to assist advancement committees in making decisions that can help increase the rate of advancement. Therefore, districts and councils may reprint articles from this publication. Our plan is to distribute six issues of *Advancement News* annually, but special editions may go out whenever there is important information to share. Feedback, suggestions, and letters to the editor are welcome at [advancement.team@scouting.org](mailto:advancement.team@scouting.org).



## Scouting Heritage Merit Badge

One of the optional requirements (4B) for the Scouting Heritage merit badge is to visit the National Scouting Museum. Currently, that museum is in Texas, but that location will soon be changing. The new site will be at the Philmont Scout Ranch in New Mexico.

To accommodate boys who wish to complete this requirement while the move is in progress, as of April 1, 2017 Scouts may use new requirement 4C, instead. In this option, Scouts are instructed to discover Scouting heritage within their local community to give them a sense of the history of Scouting in their area. If they meet with a Scouting historian or memorabilia collector, they'll benefit from that personal interaction, too.

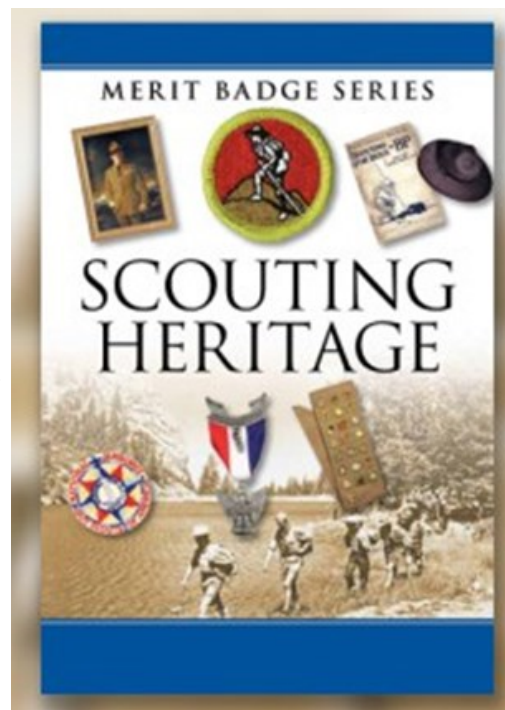
Here's how the new requirement is stated:

### Scouting Heritage merit badge requirement 4

Requirement 4 is a fun and hands-on way for Scouts to learn about the BSA's rich history. A Scout has three options, each involving keeping a journal or writing a report.

- A. Attend a BSA national jamboree, world Scout jamboree OR a national BSA high-adventure base.
- B. Write or visit the National Scouting Museum.
- C. Visit an exhibit of Scouting memorabilia or a local museum with a Scouting history gallery or visit with someone in your council who is recognized as a dedicated Scouting historian or memorabilia collector.

Meanwhile, Scouts and Scouters seeking information about the new museum location may write to Philmont Museums, 17 Deer Run Road, Cimarron, NM 87714.



## Managing Subscriptions to *Advancement News*

**Advancement News** is designed for council and district advancement committees, advancement staff advisors, and Eagle processors. However, any Scouting volunteer or professional may subscribe.

**Subscribing.** Send a message to [advancement.team@scouting.org](mailto:advancement.team@scouting.org), with "SUBSCRIBE" in the subject line. Indicate your name, email address, and council in the message text.

**Unsubscribing.** To decline future issues please reply and enter "REMOVE" in the subject line. We will remove the subscription within the next two weeks.

**Receiving Multiple Copies.** If you receive *Advancement News* at more than one email address, choose the one to be removed and reply with "REMOVE" in the subject line. Include a message requesting that we remove only that email address.

**Duplicate Copies.** If you receive more than one copy of *Advancement News* at the same email address, please reply to all but one of them with "DUPLICATE" in the subject line.

**Address Change.** If you want *Advancement News* sent to a different address, reply and enter "ADDRESS CHANGE" in the subject line. In your message, enter your council name and the email address you prefer.

# Eagle Issues

## Life to Eagle Information Packets: Keep Them Simple



Occasionally, in Many councils and districts have prepared "Life to Eagle" information packets that are intended to help guide a Life Scout through the process of attaining the rank of Eagle Scout. These documents have many names, such as guidelines, processes, procedures, resources, etc., and are often found in the advancement or resources section of a council's website.

By far, the biggest challenge councils and districts face with these documents is keeping them current. Often, after a document gets posted it is not reviewed on a regular basis. Thus, unfortunately, all too often many of these documents end up containing errors, incorrect interpretations of national policy, old and/or outdated information, references to documents that no longer exist, or worst of all, including procedures that place additional requirements on the Scout that are contrary to national policies as stated in the *Guide to Advancement*.

Some of these information packets are short, only a few pages, while others have been known to grow to 85 pages or more, sometimes containing multiple documents, including "check-off lists" that simply duplicate the information that is already included on the Eagle Scout Rank Application or in the *Guide to Advancement*. Although well intentioned, these documents can sometimes lead to confusion and even improper denial of advancement because of the misinformation they contain. For example, some include procedures that are cumbersome and unnecessary, such as requiring the Scout to provide all blue cards with an Eagle Scout Rank Application, which is not necessary because the information now is included in ScoutNET. (Blue cards are only necessary when there is a discrepancy in the completion date for a merit badge.)

If your council or district already has this type of documentation or is thinking about preparing something, the following are some suggested best practices for you to consider:

1. First, check to be sure that what you already have published is accurate and in accordance with national policy and the *Guide to Advancement*. If not, correct it.
2. Less is better. Do not add extra steps or requirements that are not necessary. If you make it too long and cumbersome, it may not get read. Only include what is unique about the process in your council or district.
3. Avoid quoting documents such as the *Guide to Advancement* and the *Eagle Scout Service Project Workbook*, because they change periodically. Instead, refer users to a specific topic number (not page number) in the *GTA*, or a specific part of the workbook.
4. Never download a document such as the *Guide to Advancement*, *Eagle Scout Service Project Workbook*, or the *Eagle Scout Rank Application* to your council website. These documents all change. Instead, include a link to the document on the national website to ensure that the most current document is always used.
5. Be wary of interpreting the language of the *Guide to Advancement*. It was written the way it was for specific reasons. If questions arise regarding the meaning of something in the *GTA*, contact the National Advancement Program Team at [Advancement.team@Scouting.org](mailto:Advancement.team@Scouting.org) for clarification.
6. The council advancement committee should review all district-level documents to ensure that advance-

*Continued on page 11*

ment procedures are being implemented consistently throughout the council.

7. Last, but not least, establish sunset dates or periodic review dates for all documentation to ensure that each stay current with the latest national policies and procedures. As a minimum, reviews should be conducted whenever a revised *Guide to Advancement* is published (about every two years).

Following the above suggestions will help ensure that the information you provide is accurate and effective in helping the Scout advance.

## Venturing

### Summit Award Board of Review

The last requirement for earning the Summit Award is to complete a board of review with your local district or council. This board is intended to be a review of the overall growth of the individual in completing the requirements for the Summit Award.

*The Venturing Board of Review Guide* can be found at [www.venturing.org/assets/board-of-review-guide.pdf](http://www.venturing.org/assets/board-of-review-guide.pdf). This document will help to provide some clarity in the board of review process. Pages 5-8 discuss items relating specifically to the Summit Award board of review. Here are some highlights:

- There shall be a chair who is from the district or council-level advancement committee.
- The board is comprised of Venturers, adult volunteers, and if possible, a representative of the community who is well respected and who may add an element of prestige to the meeting.
- The board should consist of 5-6 people, of which at least half are active Venturers participating in the program, and is a mix of youth and adults.
- One person shall be from the candidate's crew.
- Questions shall be focused around the Venturing ALPS model: Adventure, Leadership, Personal Growth, and Service. Example questions relating to each section of ALPS can be found within the *Venturing Board of Review Guide*.
- Members of the Board of Review committee should ask open-ended questions and questions that evoke more personal thought from the candidate.



## **Lessons Learned for Inclusion of Girls in Other Boy Scouts of America Programs**

Venturing has been a co-ed program since it was created 20 years ago. We are now entering a time when other Boy Scouts of America programs are going to be including girls into their respective programs. So far, this inclusion has proven to provide many more opportunities for the youth of America. As leaders of the Scouting program, it might be helpful to review some best practices relating to boys and girls working together.

As we move forward, here are a few key points to keep in mind:

- Advancement requirements are meant to challenge an individual and help the youth to learn and grow. They are set the same for both boys and girls to complete. Having the same expectations is essential for the development of the youth.
- Consider the growth and development stages of both boys and girls individually and what they go through mentally and physically. Understand your role as an adult leader as it relates to this topic, and remember that everyone will be at different developmental stages.
- Do not discount one gender over the other. Each gender does develop differently but it is important to remember that each person in the Scouting program wants to learn and grow. Each youth member is here for different reasons. Provide challenges and growth opportunities that are appropriate to the individual. Play to the strengths of each person to help lead the unit forward.
- As a unit, set policies to help provide guidelines and rules of behavior as they relate to mixed gender programs. Allow the youth to share their opinions and help develop those policies themselves.
- Remember youth protection rules always apply. Many sleeping quarters at camp may not be setup to accommodate youth/adult male/female – so get creative! Perhaps bring a tent for extra space or bring an extra cot to setup in a cabin if there are not enough beds for that gender/age group. You may setup tarps to provide the separation of a room into two sides.

As the Scouting program grows with additional members, our goal is to keep all youth safe, secure and reaping the benefits Scouting offers all members.

# Sea Scout Advancement

## The Quartermaster BOR (Bridge of Review)

Conducting a bridge (board) of review for a Quartermaster candidate is no different than conducting a board of review for an Eagle candidate. (See *Guide to Advancement* 8.0.1.0 Conducting the Board of Review and 8.0.1.1 Not a Retest or “Examination.”)



Quartermaster reviews generally last 30 minutes or somewhat longer. This is the highest rank a Sea Scout can achieve. There should be a discussion of successes, experiences, and future plans, but rarely should one last longer than 45 minutes.

It is important that the board has an understanding the review’s importance and purpose, but it is also helpful if the members have some understanding of the unique requirements that must be achieved by a Quartermaster candidate.

In addition to carrying out a Quartermaster Service Project (recorded in the *Quartermaster Service Project Workbook*, 420-011), a Quartermaster candidate must conduct one of the following:

1. Take command of a vessel with a crew of not less than four Sea Scouts for at least 40 consecutive hours, including two nights. You must delegate and supervise all duties. During the cruise complete the following: file a float plan, inspect the vessel for required equipment; supervise all menu preparation; prepare the boat to get underway with a proper checklist approved by the adult leaders; anchor, dock, and maintain course by commands to the helmsman; remain underway for an extended period during darkness; and discuss appropriate nighttime running procedures. While underway, perform the following drills: man overboard, damage control, abandon ship, fire, collision, and any other drills used by your ship. During this cruise no substantial errors may be committed.
2. Plan and lead a paddlecraft cruise with at least four paddlecraft for at least two days. You must delegate and supervise all duties. During the cruise complete the following: inspect the vessels and members of the group for required equipment; plan for provisions; supervise all menu preparation; prepare the boats to get underway with a proper checklist approved by the adult leaders; file a float plan. If on open water, prepare a navigation chart including at least three legs and/or course corrections. If on inland rivers, identify river access points and coordinate transportation at both ends of the trip. With an adult leader, inspect all vessels and evaluate whether they are adequately secured for transportation. During this cruise no substantial errors may be committed.
3. Successfully complete SEAL (Sea Scout Experience Advanced Leadership) training.

*Continued on page 14*

### 4.4.2.5 Particulars for the Quartermaster Rank.

With the few exceptions listed here, the particulars for handling bridges of review for Quartermaster rank are identical to those for Eagle Scout boards of review. See 'Particulars for the Eagle Scout Rank,' 8.0.3.0." *Guide to Advancement*.



During the review, board members may refer to the *Sea Scout Manual*, *Guide to Advancement*, and other such references. (See 8.0.1.2 What Should Be Discussed.) A Sea Scout may be asked where skills were taught and mastered, and what was learned when fulfilling selected requirements. Discussion of how to live the Scout Oath and Scout Law in the home, unit, school, and community should be included. Both the Quartermaster service project and the cruising requirement need to be discussed during the review.

Ask questions related to the youth's Sea Scouting experience.

1. If you could do it all over again, would you, and why?
2. What advice would you give to a new Sea Scout?
3. If you could change one requirement for Quartermaster rank, what would it be? What would you add?
4. What is the moment you knew you wanted to earn Quartermaster?
5. What experience have you had in Sea Scouts that you wish every Sea Scout could have?
6. If you had to describe your entire Sea Scout experience with just one word, what word would you choose? Why?

Ask questions about the service project. The Board should make sure that a good standard of performance has been met.

1. What group benefited from the project?
2. How did the youth identify the need?
3. Ask the youth to walk the Board through the project from beginning to end.
4. What did you learn about leadership from your Quartermaster Service Project?
5. Who is harder to lead, youth or adults?

Ask the youth about the Quartermaster Cruise, Paddlecraft Cruise, or SEAL.

1. Where did you go?
2. What went well?
3. What was the most difficult part of the process?
4. What didn't go as planned?
5. What would you do differently if you could do it again?
6. What advice will you give to others in your ship who are pursuing Quartermaster?



Ask the youth about plans for the future.

1. Ask about future plans - college, armed forces, trade school, etc.
2. How did earning Quartermaster impact future plans?
3. What will you do as a Quartermaster to give back to Scouting and Sea Scouting?
4. What life lessons have you learned on your journey to Quartermaster? How do you think these lessons will help you in your future endeavors?
5. Where do you see yourself with Scouting in the next ten years?
6. One day you may have children of your own. What will you tell them about Sea Scouts?

These are by no means the only questions that may be asked. The interview should come to a natural conclusion as each board member runs out of questions.

After the board's review (See 8.0.1.5 After the Review), one more question should be asked. What is the significance of this date in Sea Scout history? (*Pause*) It's the day you became Quartermaster.


## Special Necessities

### Registering *Qualified* Members Beyond the Age of Eligibility

The 2017 *Guide to Advancement* is a great resource for answering many questions, especially those regarding areas not routinely encountered, such as advancement for members with special needs. The advancement program offers some flexibility to assist members with special needs to advance in rank via alternative requirements and merit badge options. Often this flexibility enables Scouts to meet needed requirements to advance in rank within the age requirements—and sometimes beyond the age of eligibility for most youth.

Section 10 (topic 10.1.0.0) in the *GTA* discusses registering **qualified** members beyond the age of eligibility, but exactly what does that word “*qualified*” mean? The *GTA* states that qualifying for registration beyond the age of eligibility can only be granted when “the disability is permanent and so severe that it precludes advancement even at a rate significantly slower than considered normal.” It goes on to further state that “registration beyond the age of eligibility is intended as a permanent arrangement to allow ongoing participation as a youth member in the Scouting program.”

Topic 10.1.0.1 of the *GTA* provides examples of conditions that could qualify, and topic 10.1.0.2 will help you understand how to register a member beyond the age of eligibility.



The important thing to remember about this registration beyond the age of eligibility [RBAE] process is that waiting until a Scout is nearly “aged out” should seldom, if ever, happen. The only types of disabilities that permit Scouts to be registered beyond the age of eligibility are permanent, so don’t wait until the Scout is approaching the end of his eligibility to apply and submit the paperwork that is required. Registering as early as the qualifying nature of the disability is known documents the qualifying disability, which is the first step for requesting all accommodations/modifications/alternative requirements for advancement. Having this qualification in place early will benefit the Scout in the long term.

Here are a few other tips to keep in mind:

- Read the *GTA* and ask questions if you are unsure. Many councils have committees that can address these for you.
- Communicate and work together. Parents and Scout leaders should work together to discuss advancement and options available to help a Scout advance, if and when possible.
- Once a Scout is approved to continue to advance beyond the age of eligibility, please be sure their registration in the system has the proper disability code.

"The Request for Registration Beyond the Age of Eligibility, No. 512-935, found in the appendix (of the *Guide to Advancement*) and at [www.scouting.org/advancement](http://www.scouting.org/advancement), should be used in this process."

## From the Archives

### From the *Guide to Advancement*:

#### **Adult Association: More Than Just Supervision**

**(March 2014)**

The *Guide to Advancement*, topic 2.0.0.4, provides a convenient table showing the methods of Scouting from program to program, pointing out that “obvious similarities exist.” [Note: *this table has been removed and the specific methods for each program are listed in their respective leader’s manuals.*] Perhaps one of the most overlooked methods on the table is that of “adult association.”

Adult Scouters may often assume that the youth think adults are only there for “health and safety.” Truth is, like it or not, every Scouter is a role model—and most Scouts prefer this. For that reason, one of the best strategies leaders can use to achieve the aims of Scouting is simply to provide the opportunity for Scouts to interact with caring adults. As a Scout seeks to express his growing independence from his parents or guardians, especially as he enters his teen years, the role of the adults often grows in importance. Recognizing this,

Continued on page 17

leaders can play a key role in each young man's development by serving as strong examples and influencers for good.

For example, we are familiar with the need for merit badge counselors for Boy Scouts, or consultants for Venturers, but often we think of these individuals as mere subject matter experts, providing expertise that the Scoutmaster or Advisor may not possess. In reality, their role and their possible impact is much greater than that, as they become an extension of the unit's adult role-modeling effort. The most significant benefits will come to an individual Scout when the merit badge process is tailored just for him, starting with the recommendation of a merit badge counselor, who should be selected as carefully as any other leader of youth, depending on the young man in question.

## Hear It First on Twitter

If you want the news first, follow the National Advancement Program Team on Twitter. Topics cover the FAQs received at the national office, clarifications on policies and procedures, news on changes and new releases, and best practices in advancement.

If you already have a Twitter account, follow us at **@AdvBSA** or **"BSA Advancement Team."** If you don't have an account, it is a quick and easy process to set up an account at [www.twitter.com](http://www.twitter.com). To limit incoming emails ('tweets'), you can select to have BSA National Advancement Team as the only account you want to follow.

**Note:** Advancement questions should be directed to [advancement.team@scouting.org](mailto:advancement.team@scouting.org).

## A Peek Ahead

Here is a glimpse at what we are working on for the next issue of *Advancement News*. As always, actual content may vary somewhat based on a number of considerations, and especially to accommodate "late-breaking" news of immediate importance to our subscribers.

### July-August Highlights

**Opportunities for Advancement Administrators:**

**From the *Guide To Advancement*: Impact of Summer to Youth Advancement**

**The Cub Scout Angle: Lions—More information on this New Rank for Cub Scouting**

**On Increasing Advancement: Family Scouting—Early Adopter Program and Beyond**

## Helpful Links

Here are some links to the most current materials of interest for Scouters who are involved in the administration of advancement. These and many more resources are available via the **Advancement Resources** web page at [www.scouting.org/advancement](http://www.scouting.org/advancement).

### [Merit Badge Group Instruction Guide](#)

#### [Advancement Educational Presentations:](#)

- Today's Advancement
- Cub Scout Advancement: Delivering Adventure
- Getting the Most From Internet Advancement
- The Essentials of Merit Badge Counseling (English and Spanish)
- The Eagle Scout Service Project Coach (English and Spanish)
- Effective Troop Advancement (English and Spanish)
- Including Scouts With Disabilities
- Videocasts on *Guide to Advancement*, selected topics
  - ◊ Introduction to the Guide to Advancement
  - ◊ Judgment Calls
  - ◊ Boards of Review
  - ◊ Boards of Review Under Disputed Circumstances
  - ◊ Boards of Review Appeals
  - ◊ The Eagle Scout Application Process
  - ◊ Eagle Scout Boards of Review
- Videos
  - ◊ On Increasing Advancement
  - ◊ Why Advancement?
  - ◊ Guardian of the Gate



### [Guide to Advancement 2017](#)

### [Eagle Scout Service Project Workbook](#)

### [Navigating the Eagle Scout Service Project: Information for Project Beneficiaries](#)

### [Eagle Scout Service Project Coach Application](#)

### [Eagle Scout Rank Application](#)

### [Merit Badge Counselor Information](#)

### [Reporting Merit Badge Concerns](#)

### [Venturing Summit Award Service Project Workbook](#)

### [Venturing Board of Review Guide](#)

### [Individual Scout Achievement Plan](#)

### [Lone Scout Friend and Counselor Guidebook](#)



# **Philmont Training Center**

## **Advancement Educational Opportunities**

### **Mechanics of Advancement** **June 17-23, 2018**

This course is a ***must*** for new advancement administrators or unit, district, or council volunteers and professionals just in need of a refresher on advancement procedures. Conference attendees will gain an in-depth understanding of the essentials of advancement and an appreciation for the rationale behind the policies and procedures governing it. Group discussions will focus on effective ways to resolve the related issues and challenges that arise. Presenters are very well founded in Advancement issues and have a full understanding of the Guide to Advancement.

### **Advancement Issues and Solutions** **August 5-11, 2018**

If you are an experienced volunteer advancement administrator, consider taking your game to the next level. This case study-based conference is designed for unit, district, and council advancement coordinators, chairs, committee members, and staff advisors. If that's you, start making plans now to take advantage of this opportunity to share ideas with other committed advancement administrators at Scouting's premier destination.

Conference participants will not only learn about the latest updates on advancement issues, but more important, they will analyze, discuss, and solve case studies similar to those regularly dealt with by the National Advancement Team and the Eagle Issues Task Force. The result will be a better understanding of the effective use of the *Guide to Advancement* and also the confidence to handle difficult issues at the council level.

More information and Registration is available at: [www.philmonttrainingcenter.org](http://www.philmonttrainingcenter.org)

