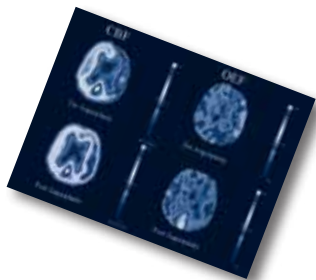
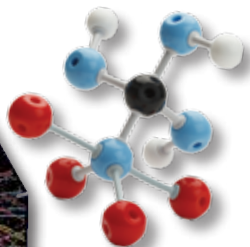



MERIT BADGE SERIES



# NUCLEAR SCIENCE



BOY SCOUTS OF AMERICA®

STEM-Based

BOY SCOUTS OF AMERICA  
MERIT BADGE SERIES

# NUCLEAR SCIENCE



*"Enhancing our youths' competitive edge through merit badges"*



BOY SCOUTS OF AMERICA®



## Nuclear Science

1. Do the following:
  - (a) Tell what radiation is.
  - (b) Describe the hazards of radiation to humans, the environment, and wildlife. Explain the difference between radiation exposure and contamination. In your explanation, discuss the nature and magnitude of radiation risks to humans from nuclear power, medical radiation (e.g., chest or dental X-ray), and background radiation including radon. Explain the ALARA principle and measures required by law to minimize these risks.

- (c) Describe the radiation hazard symbol and explain where it should be used. Tell why and how people must use radiation or radioactive materials carefully.
- (d) Compare the amount of radiation exposure of a nuclear power plant worker to that of someone receiving a chest and dental X-ray.
2. Do the following:
- (a) Tell the meaning of the following: atom, nucleus, proton, neutron, electron, quark, isotope; alpha particle, beta particle, gamma ray, X-ray; ionization, radioactivity, radioisotope, and stability.
- (b) Choose an element from the periodic table. Construct 3-D models for the atoms of three isotopes of this element, showing neutrons, protons, and electrons. Use the three models to explain the difference between atomic number and mass number and the difference between the atom and nuclear and quark structures of isotopes.
3. Do ONE of the following; then discuss modern particle physics with your counselor:
- (a) Visit an accelerator (research lab) or university where people study the properties of the nucleus or nucleons.
- (b) Name three particle accelerators and describe several experiments that each accelerator performs.
4. Do TWO of the following; then discuss with your counselor the different kinds of radiation and how they can be used:
- (a) Build an electroscope. Show how it works. Place a radiation source inside and explain the effect it causes.
- (b) Make a cloud chamber. Show how it can be used to see the tracks caused by radiation. Explain what is happening.
- (c) Obtain a sample of irradiated and non-irradiated foods. Prepare the two foods and compare their taste and texture. Store the leftovers in separate containers and under the same conditions. For a period of 14 days, observe their rate of decomposition or spoilage, and describe the differences you see on days 5, 10, and 14.
- (d) Visit a place where radioisotopes are being used. Using a drawing, explain how and why they are used.

5. Do ONE of the following; then discuss with your counselor the principles of radiation safety:
- (a) Using a radiation survey meter and a radioactive source, show how the counts per minute change as the source gets closer to or farther from the radiation detector. Place three different materials between the source and the detector, then explain any differences in the measurements per minute. Explain how time, distance, and shielding can reduce an individual's radiation dose.
  - (b) Describe how radon is detected in homes. Discuss the steps taken for the long-term and short-term test methods, tell how to interpret the results, and explain when each type of test should be used. Explain the health concern related to radon gas and tell what steps can be taken to reduce radon in buildings.
  - (c) Visit a place where X-rays are used. Draw a floor plan of this room. Show where the unit, the unit operator, and the patient would be when the X-ray unit is operated. Explain the precautions taken and the importance of those precautions.
6. Do ONE of the following; then discuss with your counselor how nuclear energy is used to produce electricity:
- (a) Make a drawing showing how nuclear fission happens, labeling all details. Draw another picture showing how a chain reaction could be started and how it could be stopped. Explain what is meant by a "critical mass."
  - (b) Build a model of a nuclear reactor. Show the fuel, control rods, shielding, moderator, and cooling material. Explain how a reactor could be used to change nuclear energy into electrical energy or make things radioactive.
  - (c) Find out how many nuclear power plants exist in the United States. Locate the one nearest your home. Find out what percentage of electricity in the United States is generated by nuclear power plants, by coal, and by gas.
7. Give an example of each of the following in relation to how energy from an atom can be used: nuclear medicine, environmental applications, industrial applications, space exploration, and radiation therapy. For each example, explain the application and its significance to nuclear science.
8. Find out about three career opportunities in nuclear science that interest you. Pick one and find out the education, training, and experience required for this profession and discuss this with your counselor. Tell why this profession interests you.

# Nuclear Science Resources

## Scouting Materials

Archaeology, Astronomy, Chemistry, Dentistry, Electricity, Energy, Engineering, Environmental Science, Geology, Medicine, Plant Science, and Space Exploration merit badge pamphlets

For more information about or to order Scouting-related resources, see <http://www.scoutstuff.org>—with your parent's permission, of course.

## Books

- Contemporary Physics Education Project. *Nuclear Science—A Guide to the Nuclear Science Wall Chart*, 3rd ed. CPEP, 2003.
- Fox, Karen. *The Chain Reaction: Pioneers of Nuclear Science*. Scholastic Library Publishing, 1998.
- Gallant, Roy A. *The Ever-Changing Atom*. Marshall Cavendish, 2000.
- Goldstein, Natalie. *How Do We Know the Nature of the Atom?* Rosen Publishing Group, 2001.
- Halpern, Paul. *Collider: The Search for the World's Smallest Particles*. John Wiley & Sons, 2009.

- Hamilton, Janet. *Lise Meitner: Pioneer of Nuclear Fission*. Enslow Publishers, 1997.
- Heilbron, J. L. *Ernest Rutherford and the Atoms*. Oxford University Press, 2003.
- Kirkland, Kyle. *Atoms and Materials*. Facts on File, 2007.
- Mander, Lelia, ed. *Nuclear Energy*. Gareth Stevens, 2003.
- Oxlade, Chris. *Atoms*. Heinemann, 2007.
- Pasachoff, Naomi E. *Niels Bohr: Physicist and Humanitarian*. Enslow Publishers, 2003.
- Richardson, Hazel. *How to Split the Atom*. Scholastic Library Publishing, 2001.
- Stux, Erica. *Enrico Fermi: Trailblazer in Nuclear Physics*. Enslow, 2004.
- Townsend, John. *Using Nuclear Energy*. Heinemann-Raintree, 2009.

## DVDs

- The Atom Smashers*. PBS Home Video, 2009.
- e2 Energy*. PBS Home Video, 2007.

## Organizations and Websites

### ABCs of Nuclear Science

Lawrence Berkley National Laboratory  
Website: <http://www.lbl.gov/abc>

**American Nuclear Society**

555 N. Kensington Ave.  
La Grange Park, IL 60526  
Toll-free telephone: 800-323-3044  
Website: <http://www.ans.org>

**American Physical Society**

1 Physics Ellipse  
College Park, MD 20740  
Telephone: 301-209-3100  
Website: <http://www.aps.org>

**EPA Radiation Protection Students' and Teachers' Pages**

Website: <http://www.epa.gov/radiation/students.html>

**Health Physics Society**

1313 Dolley Madison Blvd., Suite 402  
McLean, VA 22101  
Telephone: 703-790-1745  
Website: <http://hps.org>

**International Atomic Energy Agency**

United Nations Liaison Office  
1 United Nations Plaza,  
Room DC-1-1155  
New York, NY 10017  
Telephone: 212-963-6010  
Website: <http://www.iaea.org>

**Nuclear Energy Institute**

1776 I Street NW, Suite 400  
Washington, DC 20006-3708  
Telephone: 202-739-8000  
Website: <http://www.nei.org>

**Office of Nuclear Energy**

U.S. Department of Energy  
1000 Independence Ave. SW  
Washington, DC 20585  
Toll-free telephone: 800-342-5363  
Website: <http://www.ne.doe.gov>

**The Particle Adventure**

Website: <http://particleadventure.org>

**U.S. Nuclear Regulatory Commission**

Washington, DC 20555-0001  
Toll-free telephone: 800-368-5642  
Website: <http://www.nrc.gov>

**Acknowledgments**

For expert assistance in updating the requirements and revising the text of the *Nuclear Science* (formerly *Atomic Energy*) merit badge pamphlet, the Boy Scouts of America gratefully acknowledges

- Dennis E. Showers, Ph.D., Eagle Scout and director, Center for Science, Mathematics and Technology Education, and professor, Science Education, State University of New York (SUNY) at Geneseo; author of the former *Atomic Energy* merit badge pamphlet
- Howard Matis, Ph.D., Eagle Scout and staff physicist, Nuclear Science Division, Lawrence Berkeley National Laboratory
- Jolie Cizewski, Ph.D., professor and vice dean, Physics Department, Rutgers University
- Lynn Yarris, science writer, Lawrence Berkeley National Laboratory
- The American Nuclear Society, in particular Sharon Kerrick and the Outreach Department
- Candace Davison, research and education specialist/supervisor of reactor operations, Radiation Science and Engineering Center, Pennsylvania State University