

TREE INVENTORY

Name: _____ Date: _____

Location: _____

Conduct a tree inventory. In the designated area, observe the trees and complete the chart below.

Type of Tree	Deciduous or Coniferous	Health of the Tree	Number Found

Draw a site map. Include any physical features of the tree inventory location (trails, streams, rivers, buildings).





Observe your tree. Write or draw what you see.

Tree Shape

Trunk and Branches



Bark



Leaves

Seeds, Fruit, or Flowers

Plants or Animals



I identified my tree! It is a: _____