


# COIN THROUGH HANDKERCHIEF

Using the first finger and thumb of your right hand, hold up a quarter for all to see. Other three fingers are closed.

Left hand spreads a handkerchief over the right so that the coin will be in the center.

One handkerchief corner should lie on your arm and the opposite corner hand down in front.



Now for the important part of the trick.


Left hand takes hold of the coin through handkerchief as if to fix it so that the round shape could be seen. While left hand holds the coin, the right thumb secretly makes a little tuck in the handkerchief and grips the tuck against the coin as shown.



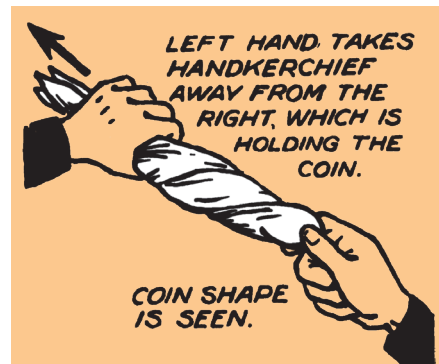
To show that the coin is still under the handkerchief, lift up the front corner and bring it all the way over to the corner on the right arm. Right thumb must keep holding the little tuck.



When coin has been shown, the left hand lifts both of the corners off the sleeve and lets them droop down in front. It will look as if the coin has been covered again. It will be under but outside.



Left hand takes all of the hanging corners and gives a few twists.



Saying that you will make the coin come through the handkerchief, slowly pull with the left hand, or let a friend do the pulling, which must not be rough.

Right hand pulling in the opposite direction comes away holding the coin between the first finger and thumb.



With a little practice, the two corners on the sleeve may be flipped over to hang down in front. Just swing the right hand out and down.