



HOW TO MAKE A PAPER AIRPLANE


With a single sheet of 8½-by-11-inch paper, you can make an awesome airplane. Look at the diagrams. Follow the steps and be sure your creases are precise. See how far your airplane will fly on five separate flights. Now look at your plane. How could you slightly change it to make it go farther? With the help of an adult, look online for free paper-airplane patterns that you can print out.



1. Fold paper in half.



2. Fold in corners.



3. Fold bent corners to meet in center.



4. Fold in half.



5. Fold down wings.



6. Fly!