

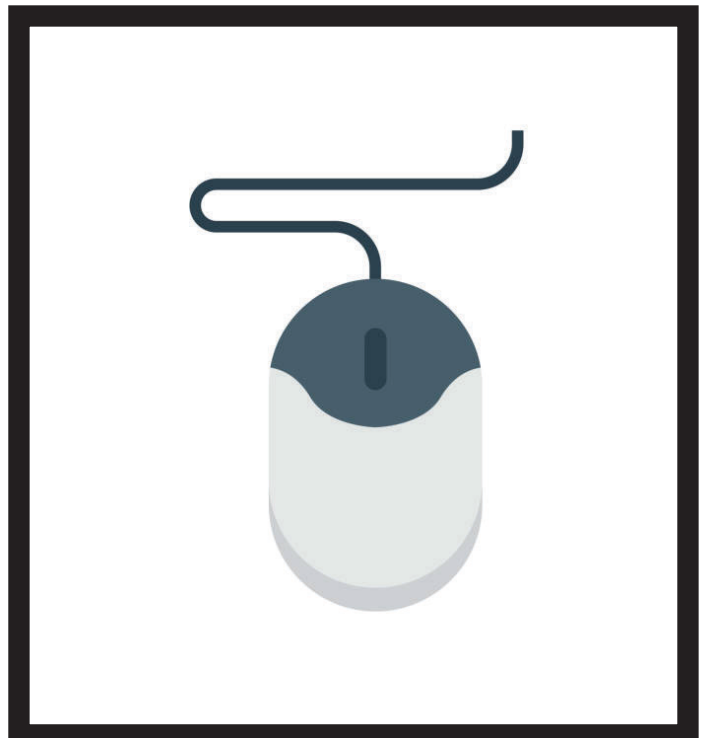


MATCHING GAME CARDS


DIRECTIONS:

Cut out each card. Flip the picture or word over so the blank side is facing up. Have a player flip over two cards. If the cards match, then that player gets a point.

Continue until all cards have been matched.

TIP: Print on cardstock so the Cub Scouts cannot see the picture through the paper.





Email

Printer

Laptop

Keyboard

Monitor

Earbuds

Headphones

Mouse