

# Cub Scout Essential 6 Clue


Print out cards. Using one essential card deck at a time, have Cub Scouts draw a card and say the clue. After all the clues have been read aloud, Cub Scouts are to guess the essential item. Repeat until all 6 are completed. Each essential item is a different color/pattern.




First Aid = Red  
Water Bottle = Blue  
Trail Food = Green  
Flashlight = Yellow  
Sun Protection = Orange  
Whistle = Gray



# First-Aid Card Deck



**bandage**



**gauze**



**ointment**



**tweezers**



**ice pack**



**moleskin**




**gloves**



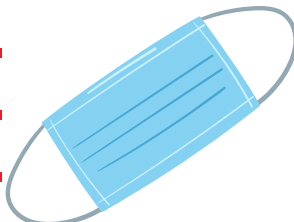
**scissors**



**antiseptic**



**tape**



**mask**



**medicine**


# Flashlight Card Deck



flashlight



headlamp



lamp



candle



glow stick



bulb




flare



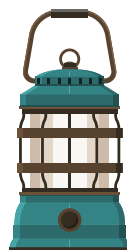
torch



finger lights



flashlight



lantern



headlamp

# Filled Water Bottle Card Deck



canteen



bottle




water



straw



jar



juice



water bladder



bottle



Gatorade®



water fountain



hose



sink

# Sun Protection Card Deck



**sunscreen**



**hat**



**visor**



**sunglasses**



**sun shirt**



**umbrella**



**canopy**



**hat**



**sunscreen**



**sunglasses**



**shade**



**beach umbrella**

# Whistle Card Deck




horn



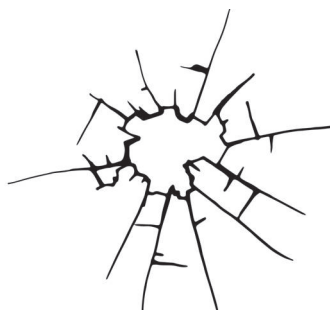
loud



3 times



signal



high pitch



noisemaker



lost




stay put



buddy



high pitch



lost



3 times

# Trail Food Card Deck




fruit



bar




nuts




trail mix




cookies




apple




sandwich



crackers



raisins



banana



jerky



bar