



FEBRUARY—FRIENDLY



FRIENDS NEAR AND FAR

A SCOUT IS FRIENDLY. HOW DOES “FRIENDS NEAR AND FAR” RELATE TO THIS POINT OF THE SCOUT LAW?

A Scout is a friend to all. He is a brother to other Scouts. He offers his friendship to people of all races and nations, and respects the beliefs and customs of others. “Friends Near and Far” reminds us that we are part of something bigger than our own community. By living the Scout Law, we are accepting of the world’s peoples and their values.

NOTE TO CUBMASTER

Pack meetings are best when they are no longer than an hour and a half in length. Pack meeting plans are guides and can be adjusted to fit the needs of your pack.

You might consider setting up tables or areas for each den to display pictures and items made during this month’s adventure.

If you are using this pack meeting as your blue and gold celebration, explore ideas for food choices/ assignments, decorations, special guests, etc. Decide what the Scouts will make for table centerpieces showcasing the theme.

If you have Webelos Scouts crossing over into Boy Scouts, invite the Scoutmaster and some of the boys to welcome the Webelos Scouts into their troop.

◆ BEFORE THE MEETING

Set up tables or areas for den displays, if applicable.

Be sure the following materials are available for the meeting: (See the Resources section.)

- Flags for the flag ceremony
- Bingo sheets and pencils for each family for the gathering activity

◆ GATHERING

Hand out copies of Getting to Know You Bingo. Provide enough bingo sheets (see the Resources section or create your own card using a free customized generator, such as www.bingosaksena.net/bingo) and pencils for each family at the pack meeting. Have each family circle among the group, getting as many signatures as possible for each bingo square. If they fill them all, they yell “Bingo!”

◆ OPENING CEREMONY

The Cubmaster enters, waving in a friendly fashion after being announced either by another leader or a preassigned Scout.

The flag ceremony is led by a predetermined den. They will present the colors and lead the pack in the Pledge of Allegiance.

Cubmaster: “Den ____ will welcome us with the ‘World Scouting’ skit.” (*Each Scout holds a flag from the country or thing he is talking about. See the Resources section.*)

Cub Scout 1: (*Holding an American flag*) “I welcome the Tigers, Wolves, Bears, Webelos Scouts, and their guests to our pack meeting.”

- Cub Scout 2:** *(Holding a South African flag)* “If we were meeting in South Africa, I might have welcomed some of you as Cheetahs.”
- Cub Scout 3:** *(Holding a Japanese flag)* “If we were meeting in Japan, I might have welcomed some of you as Beavers.”
- Cub Scout 4:** *(Holding an Australian flag)* “If we were meeting in Australia, I might have welcomed some of you as Joeys.”
- Cub Scout 5:** *(Holding a Brazilian flag)* “If we were meeting in Brazil, I might have welcomed some of you as Lobinhos.”
- Cub Scout 6:** *(Holding a World Crest)* “But in every country, I would have called you friend.”
- Cub Scout 7:** *(Holding a picture of a smiling face)* “These Scouts may be called by different names and wear different uniforms, but we all have one thing in common. A Scout is friendly.”

◆ OPENING PRAYER

“We give thanks tonight for the chance to meet as a pack family. We pray that we might always remember to be a friend to those around us, and to help others in need.”

◆ WELCOME AND INTRODUCTIONS

The Cubmaster welcomes new families, introduces them to the pack, and thanks those who helped prepare the pack meeting.

◆ DEN DEMONSTRATIONS

If there is a den that needs to do some type of activity at a pack meeting for the completion of an adventure, please insert here.

◆ AUDIENCE PARTICIPATION

All stand and sing together.

Lord Baden-Powell

Tune: “*Father Abraham*”

Lord Baden-Powell has many friends,
Many friends has Lord Baden-Powell.
I am one of them, and so are you,
As we go marching on,
(Shout out) With a RIGHT ARM (begin swinging arm)

(Repeat verse above and add in turn:)

- With a LEFT ARM (begin swinging arm)
- With a RIGHT FOOT (begin stamping foot)
- With a LEFT FOOT (begin stamping foot)
 - With a HEAD (begin nodding head)
 - TURN AROUND
 - SIT DOWN

(The words above are accompanied by actions, adding new motions as the song progresses.)

◆ RECOGNITION

Adventure Loops and Pins:

(Note: Adventure loops and pins can be presented at a meeting or as immediate recognition in the den.)

By den, call the names of those Cub Scouts who have completed the month's adventure to come forward.

- Have the den leader pass out the awards to the boys as they receive a Cub Scout handshake from the Cubmaster.
- If time allows, invite the den leader or den chief of the den to speak about the adventure work done for that month and have the den stand and be recognized.
- Use a positive cheer to recognize their accomplishments.

Other options:

- Have the den stand and be recognized or come forward to receive certificates for the adventure they have completed. This option would be appropriate for a den that has already received the adventure loop or pin.
- Adapt the advancement ceremony for the month's theme into an adventure loop presentation if no rank badges are being presented.

◆ RANK ADVANCEMENT

Cubmaster: "Tonight we celebrate our friends in the pack who have earned their next badge of rank. Friends far and near join us in congratulating them on their achievements. As I call the name of each Scout, he can come forward with his parents or guardians to accept his badge."

The Cubmaster calls the boys by den and by name for each rank and says:

Bobcat: "These Scouts have taken their first steps in Cub Scouting by learning the Scout Oath and Law that guide us. *(Present badges to Scouts.)* Their families have helped them make new friends in our pack."

Tiger: "The Tiger Scouts have worked with their partners to learn many new skills with their friends in the Tiger den." *(Present badges to Scouts.)*

Wolf: "The Wolves have learned to work together in harmony as a den of friends through their many adventures together to earn their Wolf badge." *(Present badges to Scouts.)*

Bear: "The Bears have roamed far in their adventures and learned about themselves, their friends, families, and community." *(Present badges to Scouts.)*

Webelos: "The Webelos Scouts have worked together in leadership as well as friendship among themselves and younger Scouts through their adventures." *(Present badges to Scouts.)*

Arrow of Light: "The Arrow of Light rank is the highest rank that can be achieved in Cub Scouting. These Scouts have demonstrated their friendship toward each other, their families, their pack, and the brotherhood of Scouting as they leave us to join Boy Scouts. *(Present badges to Scouts.)* We wish them a safe journey as they travel forward."

Cubmaster: "Let us give all of our Scouts who have achieved their ranks the Partner Applause."

One person puts their left hand palm up and their right hand palm down; their partner faces them and does the opposite. Then they use one another's hands to clap with each other.

◆ CUBMASTER'S MINUTE

"Tonight, we have celebrated the friendship that Scouting brings into our lives. May the fourth point of the Scout Law, 'A Scout is friendly,' guide you to make good choices throughout your life. There is an

anonymous saying, 'A circle is round, it has no end, and that's how long I want to be your friend.' In keeping with this idea, I invite you all to join me in a friendship circle, after which we will retire the flags."

◆ CLOSING

The group makes a friendship circle.

Ask all Scouts to stand and form a circle facing inward. Ask them to cross their arms—right arm over left—and grasp the hand of the Scout on either side of them.

Cubmaster: "We are a pack, and also close friends, held together by the Oath and Law of Scouting. Let's say the Cub Scout motto, 'Do Your Best!'"

The preassigned den retires the flags.

RESOURCES

Flags for Opening Ceremony


Cub Scouts can use these flags when reciting their parts in the opening ceremony.

South Africa




Courtesy of Shutterstock.com/©Thomas Pajot

Japan



Courtesy of Shutterstock.com/©Claudio Divizia

Australia




Courtesy of Shutterstock.com/©Julinzy




Courtesy of Shutterstock.com/©gst

World Organization of the Scout Movement



United States



Courtesy of Shutterstock.com/©AndreasBaba

Getting to Know You Bingo

Speaks Spanish	Relative is European	Visited Europe	Speaks French
Traveled abroad	Friend is Hispanic	Speaks two languages	Relative is Asian
Visited Mexico	Visited Asia	Friend is European	Visited Britain
Friend is Asian	Relative is Hispanic	Visited an island	Visited Canada