



FEBRUARY—REVERENT



PASSPORT TO OTHER LANDS

A SCOUT IS REVERENT. HOW DOES “PASSPORT TO OTHER LANDS” RELATE TO THIS POINT OF THE SCOUT LAW?

Today we recognize that people of many different nationalities live in our communities. Learning about the ways of others helps lead to understanding. A Scout is reverent when he shows respect for the beliefs of others. This month we focus on experiencing the customs, religions, foods, and traditions of our friends from other countries.

NOTE TO CUBMASTER

Pack meetings are best when they are no longer than an hour and a half in length. Pack meeting plans are guides which can be adjusted to fit the needs of your pack.

You might consider setting up tables or areas for each den to display pictures and items made during this month's adventure.

You will want to assign the food fair activity to the various dens in advance so they will have time to prepare.

◆ BEFORE THE MEETING

Set up tables or areas for each den to display pictures and items made during this month's adventure, if applicable.

Be sure the following materials are available for the meeting:

- Items necessary for the food fair—extra tables, recipe copies, extension cords, cleanup materials, paper plates, paper towels, etc.
- Flags for the flag ceremony
- Flag replicas and parts for the “Scouting Around the World” opening
- World Friendship Fund presentation and brochures. Assign an adult to be responsible for the presentation and remittance of any donations (obtainable through your local council or at [Scouting.org](https://www.scouting.org)).
- Song sheets or an on-screen display of the “It’s a Small World” lyrics
- The closing will need cards with the countries of origin and the word “Goodbye” in those languages.

◆ GATHERING

Food Fair

Each den will present a table to share a food item from another country and, with the help of their parents, will present the food item for tasting by the pack. Families may visit the tables while waiting for the meeting to begin. Recipes may also be shared.

Some pack funding may be needed for this activity. If you are in an urban area, you may wish to ask for help from local cultural restaurants or food vendors.

◆ OPENING CEREMONY

The flag ceremony is led by a predetermined den. They will present the colors and lead the pack in the Pledge of Allegiance.

Present the “Scouting Around the World” opening. (See the Resources section.)

AND/OR

Present the World Friendship Fund. (Information is available through your local council or at [Scouting.org](https://www.scouting.org).)

◆ OPENING PRAYER

“We give thanks for being here together in the name of Scouting.

We ask to have clean hands, clean words, and clean thoughts.

We ask that we learn to work hard and play fairly.

We ask forgiveness when we are unkind.

We ask to see the needs of others so we may help.

We ask for strength to do a Good Turn each day and so live up to our promises.

Amen”

◆ WELCOME AND INTRODUCTIONS

The Cubmaster welcomes new families, visitors, and special guests by introducing them to the pack and thanking all who helped plan and prepare for the pack meeting.

◆ DEN DEMONSTRATIONS

If there is a den that needs to do some type of activity at a pack meeting for the completion of an adventure, please insert it here.

◆ AUDIENCE PARTICIPATION

Have the group sing “It’s a Small World.” (See the Resources section.)

◆ RECOGNITION

Adventure Loops and Pins:

(Note: Adventure loops and pins can be presented at a meeting or as immediate recognition in the den.)

By den, call the names of those Cub Scouts who have completed the month’s adventure to come forward.

- Have the den leader pass out the awards to the boys as they receive a Cub Scout handshake from the Cubmaster.
- If time allows, invite the den leader or den chief of the den to speak about the adventure work done for that month and have the den stand and be recognized.
- Use a positive cheer to recognize their accomplishments.

Other options:

- Have the den stand and be recognized or come forward to receive certificates for the adventure they have completed. This option would be appropriate for a den that has already received the adventure loop or pin.
- Adapt the advancement ceremony for the month’s theme into an adventure loop presentation if no rank badges are being presented.

◆ RANK ADVANCEMENT

Cubmaster: “If you are a world traveler, you will need a passport to go from country to country. This passport will show who you are and have your picture in it. But the word passport also has another meaning; it can be something that makes it possible for you to do more of something or have something good.

“For this rank advancement ceremony, we are going to use the other meaning of the word. This passport (*hold up a rank badge and card*) is going to make it possible for each of you receiving it to have something good. Wearing your rank badge on your uniform will show everyone that you have worked hard, listened to your leaders, and done your Cub Scout best. It will also show them that you are a very important part of our pack.

“Will the _____ Scouts please come forward?”

Continue until all ranks have been awarded.

◆ CUBMASTER’S MINUTE

“How many of you enjoy putting together puzzles? Do you enjoy looking at the picture once you have finished? Do you notice the many colors and shapes used to create the picture? What happens when we lose one or more of the puzzle pieces? Of course it will ruin our beautiful picture and it will never be the same again.

“Have you ever thought about how our communities and our world are like a beautiful puzzle? It takes each and every one of us, regardless of our color, our shape, or who we are to make it complete and whole. Let’s work together to make sure we never lose any of the pieces of our world’s puzzle.”

◆ CLOSING

Have one person from each den say goodbye in another language. (See the Resources section.)

A preassigned den retires the flags.

RESOURCES

Opening

Scouting Around the World

Select the number of countries below you would like represented. A small replica of the flag may be reproduced and the Scout can recite one Scouting fact about that country. (See the Resources section.)

Narrator: "Scouting is active in many countries around the world. Let's look at some of them."

"The United States. *(A Scout holding an American flag walks out on stage.)* Scouting began in the U.S. on February 8, 1910. There are over 2,980,000 Scouts in our country."

"The Republic of China, or Taiwan. *(A Scout holding a Republic of China flag walks out on stage.)* Scouts of China began in Taiwan in the year 1912. There are over 49,000 Scouts of China."

"Egypt. *(A Scout holding an Egyptian flag walks out on stage.)* Scouting began in Egypt in 1914. Egypt has over 80,000 Scouts and has both boys and girls."

"Germany. *(A Scout holding a German flag walks out on stage.)* Germany has over 100,000 Scouts, having begun their program in 1910."

"India. *(A Scout holding an Indian flag walks out on stage.)* India has over 3 million Scouts and began in 1909."

"Switzerland. *(A Scout holding a Swiss flag walks out on stage.)* Switzerland has over 20,000 Scouts and started its program in 1912."

"Thailand. *(A Scout holding a Thai flag walks out on stage.)* Thailand has over 820,000 Scouts. Their program began in 1911."

"Mexico. *(A Scout holding a Mexican flag walks out on stage.)* Our neighbor to the south has over 33,000 Scouts. Their program began in 1920."

"Canada. *(A Scout holding a Canadian flag walks out on stage.)* Our neighbor to the north has over 110,000 Scouts. Scouting in Canada began in 1908."

United States of America




Courtesy of Shutterstock.com/©AndreasBaba




Courtesy of Shutterstock.com/©AndreasBaba

Taiwan (Republic of China)



Courtesy of Shutterstock.com/©Gil C

Egypt



Courtesy of Shutterstock.com/©Gil C

Germany




Courtesy of Shutterstock.com/©Claudio Divizia

India



Courtesy of Shutterstock.com/©admin_design

Switzerland



Courtesy of Shutterstock.com/©Gil C

Thailand



Courtesy of Shutterstock.com/©Globe Turner

Mexico



Courtesy of Shutterstock.com/@admin_design

Canada



Courtesy of Shutterstock.com/@Bruce Stanfield

Audience Participation

“It’s a Small World”

It’s a world of laughter, a world of tears,
It’s a world of hopes and a world of fears,
There’s so much that we share that it’s time we’re aware,
It’s a small world after all.

It’s a small world after all,
It’s a small world after all,
It’s a small world after all,
It’s a small, small world.

There is just one moon and one golden sun,
And a smile means friendship to everyone,
Though the mountains divide,
And the oceans are wide,
It’s a small world after all.

It’s a small world after all,
It’s a small world after all,
It’s a small world after all,
It’s a small, small world.

It’s a small world after all,
It’s a small world after all,
It’s a small world after all,
It’s a small world after all.

– Robert B. Sherman and Richard M. Sherman

Closing

Goodbye in other languages. If there are other languages reflecting the cultures of the Scouts in your pack, they may be used. (When reading the pronunciations in parentheses, put the emphasis on the capitalized letters.)

English—Goodbye

Spanish—Adios

French—Au revoir (oh ruh-VWAHR)

Italian—Arrivederci (ahr-REE-va-DER-chee)

German—Auf widersehen (owf-VEE-der-zayn)

Swedish—Vises (vee-SAISS)

Afrikaans—Totsiens (TOTE-seens)

Japanese—Sayonara (sai-OH-nar-ah)

Hindi—Namaste (na-MAHS-tay)