



BOY SCOUTS OF AMERICA



LONE SCOUT FRIEND AND COUNSELOR GUIDEBOOK



A GUIDE TO HELP:

- Counselors of Lone Cub Scouts and Lone Boy Scouts
- Council staff and volunteers who recruit and support these counselors



People Who Can Help

Council Name: _____ No.: _____

Address

Phone: _____ Fax: _____

E-mail: _____

Web site: _____

District executive: _____

Phone: _____

Other Scout leaders: _____

LONE SCOUT FRIEND AND COUNSELOR GUIDEBOOK



BOY SCOUTS OF AMERICA

www.scouting.org

Contents

Congratulations!, 3

The Lone Scout Plan, 4

- Why Lone Scouts?, 4
- Baden-Powell, Boyce, and the BSA: A Bit of History, 6
- Becoming a Lone Scout and a Lone Scout Counselor, 7
- Your Role as Friend and Counselor, 8
- Why Scouting?, 11

What You Should Do First, 12

- Meet People in Your District and Council, 12
- Review Basic Scouting Literature, 13
- Begin Planning With the Scout, 15
- Adult Leader Training, 16

Your Responsibilities as Lone Scout Friend and Counselor, 17

- Meet Regularly With Your Lone Scout, 17
- Guide a Lone Scout in His Scouting Advancement, 18
- Help the Lone Scout Discover Resources, 18
- Help the Lone Scout to Participate in District and
Council Events, 19
- Assist the Lone Scout in Arranging Transportation, 19
- Maintain Good Communication, 20

Two-Deep Leadership Policy, 21

A Guide to Safe Scouting, 23

Scout Advancement and the Lone Scout, 25

- Cub Scout Advancement, 25
- Boy Scout Advancement, 27
- Merit Badges, 31
- Special Lone Boy Scout Procedures, 33

Adventure in Your Council, 34

- Resident Camp, 35
- The Council Show, 35
- Camporees, 36
- Other Council Activities, 36
- National High-Adventure Bases, 37
- National Jamborees, 37
- International Activities, 37

Communicating With Other Scouts, 38

Uniform and Insignia, 41

- Badges and Insignia, 41
- Religious Emblems Program, 42
- How to Order, 43
- Custom Design, 43

Youth Protection in the BSA, 44

Organizing a Pack or Troop, 45

CONGRATULATIONS!



Congratulations on your decision to become a Lone Scout friend and counselor. The Boy Scouts of America and your BSA local council are glad you have agreed to serve. Your service will be important to the Scouting achievement of your Lone Scout, and a rewarding experience for both of you. Your commitment will help boys who cannot be members of an organized pack or troop enjoy the fun, adventure, and achievement of Scouting.

This guidebook is a supplement to the *Cub Scout Leader Book* and the *Scoutmaster Handbook*. It will help the counselor tailor these handbooks to the Scouting experience of the Lone Scout.





THE LONE SCOUT PLAN

The Boy Scouts of America is proud to provide the Scouting experience to all boys who meet membership requirements. Boys can join the Cub Scouts or Boy Scouts and have the opportunity to grow and learn from Scouting. There are many opportunities for boys to benefit from the Scouting experience.

Why Lone Scouts?

Can a boy become a Cub Scout or Boy Scout if there is no local pack or troop? He certainly can. Throughout the country and the world, boys who do not have access to traditional Scouting units can become Lone Cub Scouts and Lone Boy Scouts.

Circumstances in the life of a boy which may make Lone Scouting a desired option include

- **Boys being home schooled whose parents do not want them in a youth group**
- **Children of American citizens who live abroad**
- **Exchange students away from the United States for a year or more**
- **Boys with disabilities that may prevent them from attending regular meetings of packs and troops**
- **Boys in rural communities who live far from a Scouting unit**
- **Sons of migratory farm workers**
- **Boys who attend special schools, night schools, or boarding schools**
- **Boys who have jobs that conflict with troop meetings**
- **Boys whose families frequently travel, such as circus families, families who live on boats, and so on**
- **Boys who alternate living arrangements with parents who live in different communities**



- **Boys who are unable to attend unit meetings because of life-threatening communicable diseases**
- **Boys whose parents believe their child might be endangered in getting to Scout unit meetings**

The Lone Scout plan is a way for any boy who is at least in the first grade and/or who is at least 7 years old but younger than 11 years old to join as a Lone Cub Scout, and for any boy who has earned the Arrow of Light Award or has completed the fifth grade or who is 11 years old but younger than 18 years old to join as a Lone Boy Scout. Boys apply for membership as individual Lone Scouts only when they cannot conveniently join a Cub Scout pack or Boy Scout troop.

Although the Lone Scout might miss the opportunity to participate in activities in the pack or troop, there are certain advantages to his experience. For example, his Scouting activities can be done entirely at home. Boys who live in rural areas have the outdoors close at hand where much of Scouting takes place. Each boy can progress at his own pace, building upon his own interests and abilities. Also, he has the personal help of an adult counselor.




Baden-Powell, Boyce, and the BSA: A Bit of History

In 1909, while in London, England, Chicago publisher William D. Boyce lost his way in a dense fog. A British Boy Scout guided Boyce to his destination and refused a tip for his help. Impressed by the boy's spirit, Boyce asked about Scouting. He was taken by the Scout to meet Lord Robert Baden-Powell, the famous British general who had founded Scouting in Great Britain.

When he returned to the United States, Boyce helped to persuade a group of outstanding adult leaders to found the Boy Scouts of America, which was established on February 8, 1910.

Lone Scouting also has its origins in England, and is just as timely today in offering the Scouting experience to youth who cannot join a pack or troop. In 1915, Boyce





incorporated the Lone Scouts of America, which merged with the BSA on March 1, 1924.

As a Lone Scout friend and counselor, you will continue the great tradition of both Baden-Powell and Boyce.

Becoming a Lone Scout and a Lone Scout Counselor

Each Lone Cub Scout or Lone Boy Scout must have an adult 21 years or older who meets adult membership requirements and agrees to be the boy's Lone Scout counselor. It is preferred that this be one of the boy's own parents, but it also might be a minister, teacher, neighbor, or Scouter. If not a parent, the Lone Scout counselor must be approved by one of the boy's parents.

The counselor also must be approved by the local council. Both the Lone Scout and his counselor must register with the local council. Both should use the usual boy and adult application forms and pay the same annual registration fee as other members.

More than three hundred BSA councils serve all areas of the United States. Each maintains a service center and is responsible for the Scouting program in its area. The telephone number and address of each can be found under "Boy Scouts of America" in the white pages of the local telephone directory, or by writing to:

Boy Scouts of America, S230
1325 West Walnut Hill Lane
P.O. Box 152079
Irving, TX 75015-2079
972-580-2195

Boys and adults who live outside the United States can ask about Lone Scouting by contacting the International Division of the Boy Scouts of America.



Lone Cub Scout Joining Requirements

A boy must

1. Be in the first grade, and/or be 7 years old, but be younger than 11 years old.
2. Have the written consent of his parent or guardian.
3. Register with the council and pay the national registration fee.
4. With his parent or guardian, complete the youth application. He must sign the pledge that shows he has read the Cub Scout Promise and Law of the Pack, and promises to try to live up to them. He also must promise to do his best to be a good Cub Scout. The parent signs an agreement to help with advancement and activities.

Boys who can attend regular meetings of packs and troops are not eligible for Lone Cub Scout or Lone Boy Scout programs.

The registration period is the same one that your council uses for its district and council adult Scouters—usually the calendar year. Each year, the Lone Scout and his counselor should reregister with the council.

With registration, the counselor receives *Scouting*, the magazine for all adult Scouters. Lone Scouts receive the right to subscribe to *Boys' Life*, the magazine for all boys, at half of the nonmember cost.

Registration codes are Lone Cub Scout, K; Lone Boy Scout, L; Lone Cub Scout Friend and Counselor, 88; and Lone Boy Scout Friend and Counselor, 96.

Your Role as Friend and Counselor

The Lone Scout friend and counselor helps the Lone Scout get the most out of Scouting in many of the same ways that Cub Scout pack and Boy Scout troop leaders help boys in Scouting.



Lone Boy Scout Joining Requirements

A boy must

1. Complete the fifth grade, or be 11 years old, or have earned the Arrow of Light Award. Also must be at least 10 years old, but be younger than 18 years old.
2. Submit a completed youth application signed by his parent or guardian.
3. Repeat the Pledge of Allegiance.
4. Demonstrate the Scout sign, salute, and handclasp.
5. Show how to tie the square knot (joining knot).
6. Understand and agree to live by the Scout Oath, Law, motto, and slogan, and the Outdoor Code.
7. Describe the Scout badge.
8. With his parent or guardian, complete the exercises in the pamphlet, "How to Protect Your Children from Child Abuse: A Parent's Guide."
9. Participate in a Scoutmaster conference with his Lone Scout friend and counselor.

The counselor

- Guides a boy in planning his Scouting activities
- Encourages a boy to grow and develop from his Scouting experiences
- Instructs, examines, and reviews a Lone Scout on all the steps in his Scout advancement
- Helps a boy use the resources of the local BSA council and district in which the boy and counselor both reside
- Helps a boy get to the local council resident camp
- Serves as a role model for Scouting ideals





Why Scouting?

Adults and boys have different reasons for being involved in Scouting. Adults know that Scouting helps boys grow into responsible men. Scouting builds character, fosters citizenship, and develops fitness in youth. (For more details, be sure to read “The Adventure of Scouting” in the *Scoutmaster Handbook*, or “Cub Scouting: Purposes, Methods, and Ideals” in the *Cub Scout Leader Book*. These chapters describe what we want for every youth in Scouting.)

Your personal concern for the Lone Scout you counsel, or for the development of other youth in your community, might also be strong motivations for your involvement in Scouting.

A boy might have different reasons for being a Scout. Boys join Scouting because of the fun and adventure. The *Boy Scout Handbook* says, “Adventure, learning, challenge, responsibility—the promise of Scouting is all this and more.” That promise might mean different experiences for the young Scout. To the boy, Scouting might mean

- a way to express interests or hobbies
- having friends
- satisfaction gained from meeting challenges
- feeling safe and secure
- knowing that he is important to other people

“I’m OK and people care about me” might not be how he expresses his feelings, but it is how the boy feels as a result of Scouting.

One of the wonderful things about Scouting is that both you and your Lone Scout can achieve your different goals for the program as you experience Scouting together.



WHAT YOU SHOULD DO FIRST

Meet People in Your District and Council

Visit or telephone your local council service center and make contact with the professional Scouter who serves the area where you live. He or she is probably known as a "district executive." A district executive serving a large rural area might work out of his or her home. The council service center will give you the phone number.



The phone number of the council service center usually can be found in the white pages of the local phone book. You may also check the council locator at the BSA Web site, www.scouting.org. Ask your council whether it has a Web site.

If you live outside of the United States, call the International Division in the national office, 972-580-2406, fax 972-580-2413, or write (P.O. Box 152079, Irving, TX 75015-2079). The e-mail address is tmeyers@netbsa.org. The Web site is www.directservicecouncil.org. If you live outside the



United States, you should substitute this guidebook's references to contacting the district or council with references to contacting the International Division.

Your district executive can help you and your boy register; help you find books, training, and other resources; assist in establishing records of Lone Scout advancement; help your Lone Scout get to summer camp; and provide other information as needed.

Your district executive might also refer you to a Scout commissioner or other Cub Scout or Boy Scout leaders who can help you. These persons are volunteers like yourself, and also are excellent resources for information and assistance.

Be sure you have filled out the resource list, "People Who Can Help," on the inside front cover of this book.

As you study this book, jot down questions for future discussion with your district executive or commissioner.

Review Basic Scouting Literature

You can obtain books and pamphlets as well as uniforms, equipment, and other Scouting items from either your local council service center or the National Distribution Center (NDC). To order from NDC, call 800-323-0732, and pay by Visa, Mastercard, American Express, or Discover Card. You also may order by mail with check or money order to the National Distribution Center, P.O. Box 7143, Charlotte, NC 28241-7143.

If you are working with a Lone Cub Scout, you will want to obtain the following publications:

Cub Scout Leader Book, No. 33221. This looseleaf resource contains a wealth of information about Cub Scouting, including how to help and guide Cub Scout-age boys, the Cub Scout ideals, activity ideas, badges and awards, Scouting policies, health and safety rules, family involvement, and advancement procedures.



Cub Scout literature



Boy Scout literature

Tiger Cub Handbook, No. 34713. This book is for a boy who is in the first grade and/or is 7 years old. Boys use it to earn the Tiger Cub rank.

Cub Scout Wolf Handbook, No. 33450. This book is for Cub Scouts who have completed the first grade or who are 8 years old. Boys use it to earn the Bobcat and Wolf ranks.

Cub Scout Bear Book, No. 33451. This book is for Cub Scouts who have completed the second grade or who are 9 years old. Boys use it to earn the Bear rank.

Webelos Scout Book, No. 33452. This book is for Cub Scouts who have completed the third grade or who are 10 years old. Boys use it to earn Webelos activity badges, the Webelos rank, and the Arrow of Light Award (the highest rank in Cub Scouting).

BSA Family Book, No. 33012. This book is filled with additional ideas for Cub Scout families. It lists the char-



acteristics of youth 7 to 11 years old, contains wonderful ideas for family talks and activities, and includes the requirements for the BSA Family Award.

If you are working with a Lone Boy Scout, you will want to get the following publications:

The Scoutmaster Handbook, No. 33009. This book contains important information on Boy Scouting, such as the aims and methods of Scouting, Boy Scout advancement procedures, planning for hikes and camps, understanding boys, and other information.

The Boy Scout Handbook, No. 33105. This is a treasure chest of Scouting information that will take a boy all the way up the Scouting trail to Eagle Scout. It contains all of the Scout skill information needed to help attain the Tenderfoot, Second Class, and First Class ranks.

Boy Scout Requirements, No. 33215. This contains the latest requirements for all of the merit badges—more than one hundred—as well as other special awards for Boy Scouts.

In using these books, you can skip information that is relevant only for a Cub Scout pack or Boy Scout troop. But don't miss all of the other procedures, guidelines, and ideas that are important for a Lone Scout.

Begin Planning With the Scout

Most boys are eager to start on their Scouting program. They want to be Scouts **now**. Spend some time in a relaxed setting to discuss with your Lone Scout how he can get started.

Be sure your Scout immediately receives the book appropriate to his age and Scouting program level. Review together what you both must do to join. Help him fill out the application.

Help your Scout plan for his first Scout badge. Lone Cub Scouts begin with the Bobcat badge. Lone Boy Scouts begin with the Boy Scout badge.



Emphasize that in Scouting, boys must plan their projects and badge work with a leader's guidance. Leaders do not make plans for boys. Throughout their Scouting years, boys will be most successful at attaining that which they have helped plan, and about which they have made their own decisions.

Spend some time with your Scout every week, or at least every two weeks, to plan his Scouting activities. Consider with your Lone Scout ways that the entire family can share in Scouting activities and lend encouragement.

Adult Leader Training

First, go to the www.scouting.org home page and click on "BSA Online Learning Center" to do the fast start training for the program you are working with.

You might want to attend the next Scout leader training course. Discuss with your district executive which training courses will be most beneficial. This will be particularly helpful if you have not had any recent Scouting experience. A word of caution: **Do not be surprised if the course instructor(s) are not familiar with the Lone Scout plan.** You will still learn much from them about Scouting, its aims, methods, and advancement program.



YOUR RESPONSIBILITIES AS LONE SCOUT FRIEND AND COUNSELOR

The responsibilities of the Lone Scout counselor are somewhat similar to those of the den leader or the Scoutmaster in a regular Scouting setting. These responsibilities are important, cover a wide range of topics, and involve giving a certain amount of time to the Scouting program.

Meet Regularly With Your Lone Scout

Your Lone Scout needs you to counsel him on his Scouting activity. Just as den leaders meet regularly with their dens and Scoutmasters meet regularly with their troops, you should also meet regularly with your Lone Scout. Try to set aside for Scouting a specific time each week or two for both of you.

Be sure to read the sections of the *Scoutmaster Handbook* or the *Cub Scout Leader Book* on understanding boys and their characteristics, and on how an adult leader can best help and guide boys. Study these chapters with particular care.

Scouting helps boys by encouraging them to learn for themselves. Baden-Powell said, "An adult should never do for a boy what he can do for himself." This is not always easy for adults, but a boy learns best by doing a project himself with you on the sidelines as both his coach and his cheerleader.

A Scout needs a climate in which he can solve his problems and learn things for himself. Good counselors provide that climate. They are friendly. They do not threaten. They listen. And they encourage.



Guide a Lone Scout in His Scouting Advancement

Scouting advancement is at the heart of the program for both the Lone Cub Scout and Lone Boy Scout. Your role in advancement, therefore, is particularly important. (See the advancement section of this guidebook and the leader handbooks for more details.) You will help by

- Instructing your Scout in some of the Scouting skills
- Testing and approving your Scout's successful completion of badge requirements
- Arranging for a board of review for each rank (in the case of Boy Scouting)
- Being sure that the Scout receives the badge and is publicly recognized for his achievement
- Keeping an accurate record of your Scout's advancement and other Scouting achievements
- Using the proper form to report your Scout's advancement to the council service center

Help the Lone Scout Discover Resources

Your Lone Scout needs your help in furthering his Scouting activity and personal growth. Scouting can be a "window on the world" for a boy. You are one of the persons who keeps this window clear. There are many kinds of resources for boys in Scouting, but boys need help in identifying and making initial contact with these resources.

You might hear of a local organization that needs volunteer assistance. This might provide your Scout with an opportunity for a Good Turn.

You might need to suggest places to get materials and information for Scout projects and advancement requirements.



Your Scout might need help with financial resources. See the *Cub Scout Leader Book* or the *Scoutmaster Handbook* for information on earning money, budgeting, and other finance issues in Scouting.

Help the Lone Scout to Participate in District and Council Events

Attending Cub Scout or Boy Scout camp, annual council Scouting shows, district camporees, and other council and district events are priceless opportunities for you and your Lone Scout to be part of the larger Scouting fellowship. Be **sure** your Scout has the opportunity to participate.

You might need to provide encouragement, information, and help with planning. Attend these events with the Lone Scout. The ideas you get from attending may help you in counseling the Scout. Attendance also gives both of you encouragement, advice, and practical ideas for almost anything you need to know about Scouting.

Assist the Lone Scout in Arranging Transportation

Lone Cub Scouts and most Lone Boy Scouts will need help with transportation. Scouts with driver's licenses should





work with their families to plan times they will need the family vehicle. They might need special help to get to council activities and summer camp.

Maintain Good Communication

As a Lone Scout friend and counselor, it is your responsibility to communicate with, and act as liaison between, your Lone Scout and the council and district.

Be sure you are on the council mailing list for everything that is mailed to unit leaders. Read the council newsletter. Keep in touch with the Scouting contact persons you have met and who are listed in the front of this book. Don't forget to reregister your Scout and yourself each year with the BSA.

Remember, if you live outside the United States, your Scouting contact is with the International Division at the national office, 972-580-2406, or e-mail tmeyers@netbsa.org.



TWO-DEEP LEADERSHIP POLICY

In Scouting you will often hear the phrase “two-deep leadership.” This simply means that at least two adult leaders should be on the job during trips, outings, campouts and outdoor programs. This is not only a policy—it is common sense. The following procedures should **always** be observed:



- Two registered adult leaders, or one adult and a parent of a participating Scout, one of whom must be at least 21 years of age, are required for all trips or outings.
- During transportation to and from planned Scout outings, if you cannot provide two adults for each vehicle, the minimum required is one adult and two or more youth members—never “one on one,” except where a boy is traveling with his own parent.



- Safety rule of four: No fewer than four individuals (always with a minimum of two adults) can go on any backcountry expedition or campout. If an accident occurs, one person stays with the injured party and two go for help. Additional adult leadership requirements must reflect an awareness of such factors as size and skill level of the group, anticipated environmental conditions, and overall degree of challenge.
- Male and female leaders require separate sleeping facilities. Married couples may share the same quarters if appropriate facilities are available.
- When staying in tents, no youth will stay in the tent of an adult other than his or her parent or guardian.

A GUIDE TO SAFE SCOUTING



A counselor should consider health and safety issues in all Scouting activities. The BSA has an outstanding record in providing for the physical well-being of its members. Even though a Lone Scout counselor is with a boy during only a fraction of their waking hours, the boy's health and safety should be of primary importance during that time. Counselors are responsible for the boys in their care. If they take this responsibility seriously, there is rarely a problem.

Counselors should set good examples for their Lone Scouts through their own healthy lifestyles and by following safety rules. Counselors are encouraged to know basic first aid, since this can pay unexpected dividends. To help you maintain high standards of health and safety in Scouting, be sure to read the chapter on health and safety in the *Cub Scout Leader Book* or the section on safe Scouting in the *Scoutmaster Handbook*.

A comprehensive reference to help maintain a safe and healthy environment for your Scout is the *Guide to Safe Scouting*, No. 34416, which includes topics such as

- Safe Swim Defense
- Safety Afloat
- Trail safety
- Lightning safety rules
- Drug, alcohol, and tobacco use and abuse
- Emergency preparedness
- First aid kits
- Protection considerations for bloodborne pathogens
- Fuels and fire prevention



- Guns and firearms
- Unauthorized and restricted activities
- Hazardous sports and activities that require special precautions
- Medical examination by a physician
- Transportation

These references are a guide to current policies and procedures for safe activities. This guide is available to read online at www.scouting.org. You can enter the name on the home page and enter "Search" to review a copy.



SCOUT ADVANCEMENT AND THE LONE SCOUT

Scout advancement is one of the key methods to achieve the aims of both Cub Scouting and Boy Scouting. Indeed, the advancement program may be the most effective tool you and the BSA have to stimulate your Lone Scout's personal growth.

Advancement is the process by which a boy progresses through Cub Scout or Boy Scout ranks, learning new skills as he goes. Each rank has its own requirements, which are progressively more challenging, matching the increased skills and abilities of a boy as he grows older.

The ranks through which a Scout moves and the badges he earns and displays are a highly visible way of measuring and recognizing his achievement.


Cub Scout Advancement

Be sure to read the chapter on advancement in the *Cub Scout Leader Book*, and the parent guide in the Webelos, Wolf, and Bear Cub Scout books and the *Scoutmaster Handbook*.

Family members are an integral part of the Cub Scout advancement process. A Scout's progress is a natural outcome of his regular Cub Scout projects and activities. When a Cub Scout completes a requirement, a parent approves the requirement by signing the boy's book in the place provided.

When the boy has completed all of the requirements for a given rank or badge, he has earned the right to wear the badge. Then, as Lone Scout Counselor, you should complete and send the Advancement Report, No. 34403B, to the council service center to purchase the proper badge.

Plan a ceremony where a parent or other family member presents the badge to the Cub Scout. This may take place




at a gathering of family and friends or at another appropriate gathering or event in the community. The badge should be presented within a month of a boy's completion of the badge requirements.

Be sure you keep a record of the Scout's advancement achievements.


Special counselor's note: Several of the requirements for the Bear rank and the various Webelos badges specifically ask a boy to complete an activity or do something with his den or pack. Since the Lone Cub Scout is not part of a den or pack, you can easily translate "den" or "pack" to mean family, school, religious group, club, or even buddies and counselor. Translate "den leader" to "friend and counselor." It is your job to help a Lone Cub Scout make the appropriate adjustments and to feel completely comfortable about not being part of a den.

For example, one of the requirements for Bear is, "Be a member of the color guard in a flag ceremony for your den or pack." A Lone Cub



Scout can take part in a flag ceremony at school or in a community event where the flag is displayed.

A requirement for the Webelos Outdoorsman activity badge is, "Visit your Boy Scout camp with your den." This is a great activity for a Lone Scout to do



with his family or with a buddy, you, and another adult.

Another requirement for the Webelos badge is, "Be an active member of your Webelos den for three months." To meet this requirement, a Lone Cub Scout may simply serve three months working on Webelos projects after achieving the Bear rank.



Boy Scout Advancement

Because Lone Boy Scouts are not registered with a Boy Scout troop, they must rely on their Lone Scout friend and counselor for leadership and guidance. The counselor is responsible for the Scout's learning, being tested on, being





reviewed on, and being awarded his badges of rank. Others in the community may also help.

Be sure to read the chapter on advancement in the *Scoutmaster Handbook*.

There are four basic steps in Boy Scout advancement, and they apply to all six ranks.

Step 1—The boy learns. In helping a Scout to learn the various skills he will need for advancement, the *Boy Scout Handbook* and actual experience are the best resources available. Everything the boy really needs to know is in his handbook. You also will help by providing instruction. A Scout will need to practice some skills on his own before he is ready to be tested.

Step 2—He is tested. When you see that the Scout has mastered a skill and satisfied a requirement, tell him so and initial and date the achievement in his handbook. Also be sure to record his achievement in the "Individual Scout Record" in the back of the *Scoutmaster Handbook*. Sometimes you should test a Scout even though he is unaware he is being tested, as he carries out a Scouting activity with his family or friends.

After a Scout has completed all the requirements for any rank, you will hold a Scoutmaster conference with your Scout as described in the *Scoutmaster Handbook*.

Step 3—He is reviewed. When a Scout completes all requirements for a rank, he appears before a *board of review*. The board is composed of at least three adults other than yourself who know the Scout and who are acquainted with his conduct and accomplishments outside of Scouting. They may be church members, teachers, business leaders, neighbors, or family friends. Neither of the boy's parents should ever serve on a board of review unless it is absolutely impossible to find three other adults who meet the criteria. This helps eliminate any question of the board's bias about the boy's progress and qualifications.

If it is convenient, you might want to observe a board of review in action in another community. Your commissioner or district executive can suggest a good troop to observe.



Board of Review Procedures

The purpose of a board of review is not to retest the Scout, but to make sure he has met all the requirements for a given skill and to encourage him to keep advancing.

The board of review for the Eagle Scout rank requires the addition of a representative appointed by the district or council. The review may be conducted on the district or council level. (This does not apply to Scouts who live outside the United States and therefore have no local council representative available.)

Before the board of review convenes, ask one person to act as chairman. Give all members of the board a copy of the Scout Oath and Law and the requirements for the particular rank with dates showing when the Scout completed each requirement.

At the time of the review, with the Scout outside the room, sit with the board members to review procedures and the requirements for the rank. Next, bring the Scout into the room, introduce him to each board member, and leave the room. Wait outside until the board has completed its review of the Scout.

When the Scout is dismissed, the board members should discuss their review and then vote on whether or not the Scout is ready to be advanced. When the board has made its decision, the board chairman should request that both the Scout and you return to the room to hear the decision.

If the board of review decides that the Scout has not met all of the requirements, the members should draw up a list of the requirements that are still unmet and provide reasons for their decisions. If you think the decision is due to a misunderstanding of the requirements, share your understanding of the requirements with the board. Counsel the Scout as to what he needs to do in order to be ready for the next board of review. Next, you, the Scout, and the members of the board of review should decide when you will next meet. Allow the Scout enough time to correct any inadequacies, but not so much time as to discourage him. Good judgment is absolutely necessary to maintain the Scout's positive attitude and help him accept that he has not met all of the requirements.

After the Scout passes his review, the members of the board of review sign the Advancement Report.



Step 4—He is recognized. When a Scout is certified by the board of review, he is awarded his new badge of rank. As counselor, you must submit the advancement report to the council service center and purchase the badge.

The badge should be presented as soon as possible at a ceremony called a court of honor.

As counselor you will want to

arrange this

event. Invite

the boy's family, religious leaders, teacher or principal—even a Scoutmaster of a troop in a nearby community—to help make the event as public and as distinguished as possible.

In some cases, the recognition ceremony could be held as part of some other community event, such as a school assembly; an activity at the boy's church, synagogue, or mosque; a family reunion; a county fair program; or other civic event.

If you have never been involved with recognition ceremonies, you might want to observe a troop court of honor. Call on your commissioner or district executive for suggestions. Make notes of things you see, things you want to ask about after the meeting, and even things you don't like and





want to correct in your own court of honor.

Some counselors might wish to present the cloth badge of rank as soon as it is received from the council, and then have the metal badge of rank presented at the more formal court of honor.

Merit Badges

There are more than 115 merit badges that can appeal to the special interests of a boy. They might introduce him to careers, sports, hobbies, and skills he has barely heard of. Merit badges are also the building blocks needed to attain the Star, Life, and Eagle Scout ranks.

A Boy Scout earns a merit badge by working with an adult merit badge counselor who is an acknowledged authority in the chosen subject. You can obtain a list of approved merit badge counselors from your district executive or commissioner. If it is not possible for your Scout to contact



a listed merit badge counselor, you may recruit a person who is located closer to your community to serve as a merit badge counselor. This person must be approved by your local council. Good candidates for merit badge counselors are teachers, hobbyists, local business leaders, and members of special interest clubs and organizations.

The “Buddy” Policy. The BSA has a policy that states, “A Scout must have a ‘buddy’ with him at each meeting with a merit badge counselor. A Scout’s ‘buddy’ could be another Scout, a parent or guardian, brother or sister, other relative, or friend.”

Each merit badge is covered in detail in the merit badge pamphlet series, which can become a valued part of a Scout’s personal library.





Special Lone Boy Scout Procedures

The advancement policy and procedures of the BSA state that Lone Scouts are not expected to meet the specific advancement requirements in exactly the same way a member of a regular troop does.

The BSA allows the Lone Scout friend and counselor to suggest alternative requirements. This is important, because a Lone Scout cannot always meet every requirement to the letter. (For example, some requirements involve membership in a troop.)

When an alternative requirement is suggested, it must be equal to the replaced requirement. Alternative requirements must be approved by the local council advancement committee. Any unequal or dissimilar requirement should be allowed only in extreme circumstances or when a similar requirement could not be met without extreme hazard or hardship to the boy.

Some problems in the wording of requirements are simple and easy to solve and do not require council approval. When a requirement asks a boy to do something with his patrol or troop, interpret "patrol" or "troop" to mean family, buddies, school, club or religious group. Translate "Scoutmaster" to "friend and counselor." You will want to help the Lone Boy Scout you counsel to make an appropriate substitute and to feel comfortable about the change.

For example, the Star, Life, and Eagle Scout ranks require a boy to serve for a period of months in a Boy Scout troop leadership position. Instead, a Lone Boy Scout carries out a leadership responsibility in his school, religious organization, or club, or elsewhere in the community. The alternative has the same function in the life of the boy (to experience and practice leadership); only the setting is different.

The advancement process is involved and requires attention to detail. However, it is the heart of the Scouting program for a Lone Scout. As a Lone Scout counselor, you will need to treat Scout advancement with special care and concern.



ADVENTURE IN YOUR COUNCIL



Part of the value of Scouting lies in the association with other Scouts and Scouters outside of a boy's immediate neighborhood, extending even across the country or around the world. Your BSA local council provides several important opportunities for Scouts:

- to form friendships with other Scouts and learn how they do things
- to experience the excitement of activities with hundreds of other Scouts—from the colorful glamour of a big public Scouting show to the thrill of a campfire
- to take advantage of program facilities and skilled Scouting experts not usually available to packs, troops, or Lone Scouts

Because by definition a Lone Scout is not part of a weekly Scouting unit experience, it is especially important that he take part in these valuable council activities at least two times a year.



Resident Camp

The long-term camp—a full week of Scouting activity—is usually the high point of a Lone Scout's year. It is the most important program experience or activity that a council provides for boys. The camp can provide an inspiring outdoor environment, trained staff (including the camp Scoutmaster or Cub Scout leader), excellent Scoutcraft equipment, boats, and swimming. Cub Scout resident camp is usually for half a week and might not be available in every council. Cub Scout camp is geared to Cub Scout themes and age-related activities and is a boy-and-parent experience.

The Lone Cub Scout or Lone Boy Scout may become part of a provisional camp unit, or he may camp as a guest of a regular pack or troop from another community.

In addition to experiencing the fun, adventure, and fellowship of summer camp, a Lone Scout has the opportunity to complete some of the advancement requirements and merit badges that might be more difficult to complete back home.

As a counselor, you will help your Scout to sign up for camp, prepare for camp, plan transportation, list what to take, and consider which requirements to try to complete while in camp.

Be sure to discuss summer camp with your district executive, commissioner, or others in your council service center. For more details, see your local council's camp brochures as well as your *Cub Scout Leader Book*, and *Scoutmaster Handbook*.

The Council Show

The annual council show is a tremendous place to see Scouting in action. You and your Scout will see a public demonstration of almost every possible Scouting skill by packs or troops in your council. Perhaps you and your Lone Scout can demonstrate a skill or activity in a booth.



Camporees

These are weekend district- or councilwide campouts during which dozens of troops camp together, often in a populated area so that community residents can see Scouting in action. Usually held annually, the camporee is an opportunity for your Lone Boy Scout and a buddy, along with you and a second adult, to camp with a large community of Scouts and take part in some exciting special camporee events.

Other Council Activities

Local councils and districts might occasionally run other intertroop or interpack events—such as rallies and field days—in which a Lone Scout could participate. Read your council newsletter and talk with your district executive or commissioner about these activities. They will be valuable experiences for your Scout.

These activities are planned by experienced Scouters and contain all the elements that make Scouting fun and valuable for boys. Both of you will make new friends and learn more about Scouting in other places.





National High-Adventure Bases

For experienced Boy Scouts, the Boy Scouts of America operates three special high-adventure areas.

- **Northern Tier National High Adventure Programs**, based in the superb canoe country of northern Minnesota, offers challenging canoe expeditions, fishing, and back-country camping—plus skiing and other winter activities in the cold-weather months.
- **Florida National High Adventure Sea Base**, in the Florida Keys, specializes in sailing, scuba diving, snorkeling, fishing, oceanography, and other stimulating marine activities.
- **Philmont Scout Ranch**, on 137,000 rugged acres in New Mexico's Sangre de Cristo Mountains, offers rock climbing, survival, horseback riding, archeology, trout fishing, and backpacking along miles of scenic trails to campsites in remote valleys and sky-high meadows.

Check with your local council for information on organized contingents from your part of the country (or individual participation where the Scout lives outside the United States).

National Jamborees

The jamboree is a nationwide weeklong gathering of thousands of Boy Scouts, featuring camping skills, exhibits, arena shows, and exciting special events of many kinds. Held every four years, the jamboree is a highlight experience for every Scout and leader who attends.

International Activities

Lone Scouts and their counselors residing outside of the United States might have the opportunity to participate as guests in the activities of local Scouting units.



COMMUNICATING WITH OTHER SCOUTS



In addition to special council activities, there are other ways for your Lone Scout to associate with Scouts throughout the country. This is especially important for a Lone Scout because he is not a part of a pack or troop.

Lone Scouts can communicate with other Scouts about all aspects of Scouting. They also can communicate with other Scouts who share their interests. For example, they might form a network of Scouts who collect stamps, are photographers, raise farm animals, or share almost any other interest or hobby.

Communicating with other Lone Scouts can provide even greater benefits for a Lone Scout.

Here are ways the Lone Scout might communicate with other Scouts:

By mail. Since the earliest days of Lone Scouting, Scouts have developed pen pals throughout the country. For some



Scouts, this might be the easiest, the least expensive, or the only way to communicate. It will also help the Scout to develop his writing skills.

Scouts might also want to write *Boys' Life* magazine with suggestions, comments, and questions about the magazine.

E-mail. In this electronic age, some Scouts might find the PC an ideal electronic counterpart to the written letter. Scouts might hook up with Scouting bulletin boards or otherwise "talk" with Scouts almost anywhere by e-mail. One Lone Cub Scout who has lived on a boat with his family for several years is keeping in touch with other Scouts and friends back home with his PC and modem. Another Lone Scout has his own Web site.

It's a new world out there and Scouting is a part of it!

By ham radio. A few Lone Scouts might be, or have access to, amateur radio operators. This activity also can help a Lone Scout to be a part of a network of Scouts.

Jamboree-on-the-Air is an annual event in which Boy Scouts from all over the world speak to one another by means of amateur (ham) radio. Jamboree-on-the-Air is always held the third weekend in October. Local amateur radio operators help Scouts throughout the world make contact and exchange information on Scouting, school, and hobbies. This exchange enhances international understanding and can lead to longlasting relationships. Lone Scouts contact amateur radio operators to secure their assistance for this event.

Information regarding the Jamboree-on-the-Air is available after August 1 each year from the International Division at the national office.

By fax. Facsimile transmission has become almost as common today as television became by the sixties. It might be more expensive than mail, but where instant communication of graphics and text is needed between Scouts, facsimile transmission is an excellent way to communicate. Help your Scout learn how and when to fax.



By phone. The telephone is an important "lifeline" to the rest of the world. Help your Scout learn how to take full advantage of it and to use it wisely. Help him understand how the telephone links up with other electronic technology, such as computers, radios, televisions, etc. With the growing complexity and sophistication of telephone services, it's important for today's Lone Scout to learn how to use the phone effectively.

By troop visit. A Lone Scout is not part of a pack or troop, but he might be able to visit a Scouting unit one or more times a year. If the Scout and his family are going to be away from home, they can plan to visit a pack or troop while away.

Another great way to get acquainted with other Scouts is to invite a troop, pack, or den to visit your community. Do you have an excellent campsite or park nearby? A Boy Scout troop might really appreciate a chance to use it, with you and your Lone Scout as their hosts.

Do you have a nearby attraction or point of interest that a Cub Scout pack might love to visit? Invite them to visit with the Lone Scout you counsel as their guide.

Your district executive can suggest pack and troop leaders for you to talk to about such visits. Visits probably are the most satisfying way for a Lone Scout to develop friendships with other Scouts.

Your district leaders can also suggest names of Scouts for your Lone Scout to correspond with. A Scout also might want to correspond with Scouts he meets at summer camp and at district or council activities.

If he lives outside the United States, a Lone Scout can obtain the names and addresses of potential pen pals from the International Division at the national office. A Lone Scout and his counselor can also apply through the local council for an international letter of introduction, which will be forwarded to the International Division for processing. With this letter, the division will provide the Scout with the name, address, phone number, and other contact information of the national Scout association in the country in which the Scout lives or plans to travel.



UNIFORM AND INSIGNIA

The Scout uniform is an essential part of a boy's Scouting experience. It is, in fact, one of the key methods for achieving the purposes of Scouting in the life of a boy.

The Scout uniform identifies us publicly with the positive values of Scouting. In the Lone Scout's community, it might be the only aspect of Scouting that is publicly visible.

With the uniform comes a great sense of pride for a Lone Scout. It is his primary way of displaying his achievements as he advances in Scouting. It is a bond that ties all Scouts together in spite of individual differences.

The Lone Cub Scout and Lone Boy Scout wear the same uniform as other Scouts, except for a special neckerchief, No. 00703A, that is worn by both the Lone Cub Scout and Lone Boy Scout. It is a striking golden yellow with the black and red Lone Scout emblem.

The uniform is appropriate for nearly all Scouting activities. It is especially appropriate when a Lone Scout is involved in a community Good Turn, marches in parades, or takes part in boards of review and courts of honor.

Be sure to read the chapter on uniform and insignia in either the *Cub Scout Leader Book* or the *Scoutmaster Handbook*. They contain important details on when, where, and how to wear the uniform and insignia. The Wolf, Bear, and Webelos Cub Scout books and the *Boy Scout Handbook* also have sections on the uniform.

Badges and Insignia

Many badges and insignia can be worn on the uniform. A special Lone Scout emblem, No. 00352A, (see front cover) is worn on a boy's left sleeve, immediately below the council shoulder emblem.



There are other badges of identification, badges of rank, badges of achievement, and badges of participation.

Religious Emblems Program

Although encouraged by the BSA, the religious emblems program—really many programs—is a program of religious organizations and not of Scouting.

Qualifications for the religious emblems are established by the various denominations and religious faiths. The Scout works through his own spiritual leader in earning the





emblem. The presentation usually is made at the local religious institution in which the emblem is earned.

It is appropriate for you to encourage a Scout to work for and earn the religious emblem for his particular faith. For sources of information regarding each, see the *Boy Scout Handbook*.

How to Order

Uniforms, official equipment, and certain insignia can be purchased and/or ordered from the nearest Scouting distributor. Your council service center will know the location. Certain badges and insignia are only available through the council service center.

Scouts and Scouters can also order uniforms from the National Distribution Center by credit card at 800-323-0732.

Custom Design

The National Distribution Center (NDC) of the BSA, 800-323-0732, offers a great service to Lone Scouts. When a Lone Scout orders a cap, knit shirt, jacket, or sweater, NDC can embroider it with a Lone Scout design, plus a two-line message, such as the Scout's name and hometown.



YOUTH PROTECTION IN THE BSA

Out of the Boy Scouts of America's great concern for the problem of child abuse in our society, the Youth Protection program has been developed to help safeguard our youth and adult members. Printed and videotaped materials have been prepared to give information on the resources available for educating Scouting's membership about child abuse—how to avoid it, how to identify it, and how to deal with it. These materials and local council training programs are designed to give parents and their children basic information that will increase their awareness and sense of personal power to assist in their own self-protection.

The Lone Scout friend and counselor can learn more from these materials (access on site map of www.scouting.org):

- *Child Abuse: Let's Talk About It*
- *Youth Protection Guidelines: Training for Volunteer Leaders and Parents*
- *Venturing Leader Guide*
- *How to Protect Your Children from Child Abuse: A Parent's Guide* (in English and Spanish)
- *A Time to Tell* (video), No. AV-09V004, available from district executive or local council service center (geared to Cub Scout-age boys)
- *It Happened to Me* (video), No. AV-09V011, available from district executive or local council service center (geared to Boy Scout-age boys)

If you are uncomfortable discussing the subject matter with your Lone Scout, you might call on church or school leaders to assist you.

Note: Youth Protection training can be taken by going to www.scouting.org on the BSA Online Learning Center.



ORGANIZING A PACK OR TROOP

A boy who wants to be a Scout enough to be a Lone Scout has a quality that neither Scouting nor this country can afford not to develop, and that can be an inspiration to other boys. A Lone Scout may invite a friend or neighbor to



do Scouting activities with him. If boys see their friends having fun in Scouting, they may want to join in the fun. Perhaps there is another Lone Scout and counselor in your area.

Often a Lone Scout and his counselor lead to the formation of a new Cub Scout pack or Boy Scout troop. Other parents might ask you how their sons can be Scouts. You can help them get signed up as Lone Scouts. What a great thing it can be to spread the benefits of Scouting among others, be they boys or adults.



Recruiting other adults gives you the opportunity to share your knowledge. You might get enough boys and adults (at least five of each) to form a regular pack or troop in your area.

If you see the possibility of forming a pack or troop, be sure to contact your district executive. He or she will want to help. Ask him or her to attend an orientation meeting of parents and other persons who have been asking you about Scouting. Invite representatives from a nearby church, school, or civic group to attend. At this meeting, the district executive can help you explain to parents what Scouting can do for their sons and what is involved in organizing the pack or troop.

Your district executive is responsible for helping organize new units, and can be helpful in many ways, such as visiting with the leaders of a community church, school, or civic group that may become the chartered organization for the new unit.

Like a pebble making ripples in a pond, there is no limit to the number of persons you can help and influence through Scouting.



BOY SCOUTS OF AMERICA
1325 West Walnut Hill Lane
P.O. Box 152079
Irving, Texas 75015-2079
<http://www.scouting.org>

#14-420B



7 30176 30235 5

2009 Printing