



my.Scouting Tools



Accessing *my.Scouting* Tools



my.Scouting Tools is best experienced using the latest version of Google Chrome or Mozilla Firefox. Also works with the latest version of Safari, and Internet Explorer (v11).





my.Scouting  

Empowering you to deliver the Scouting program.

Sign In

User ID

Password

[Create Account](#) [Forgot Password?](#) [Forgot Username?](#) [Login](#)

my.Scouting™ Tools is best experienced using Google Chrome version 21 and above, Mozilla Firefox version 14 and above. Also works with Apple Safari 6 and above and Microsoft Internet Explorer 9 and above.

If you have just created a new my.Scouting™ account then you will need to wait up to 30 minutes to let it sync before logging in.

CUB HUB

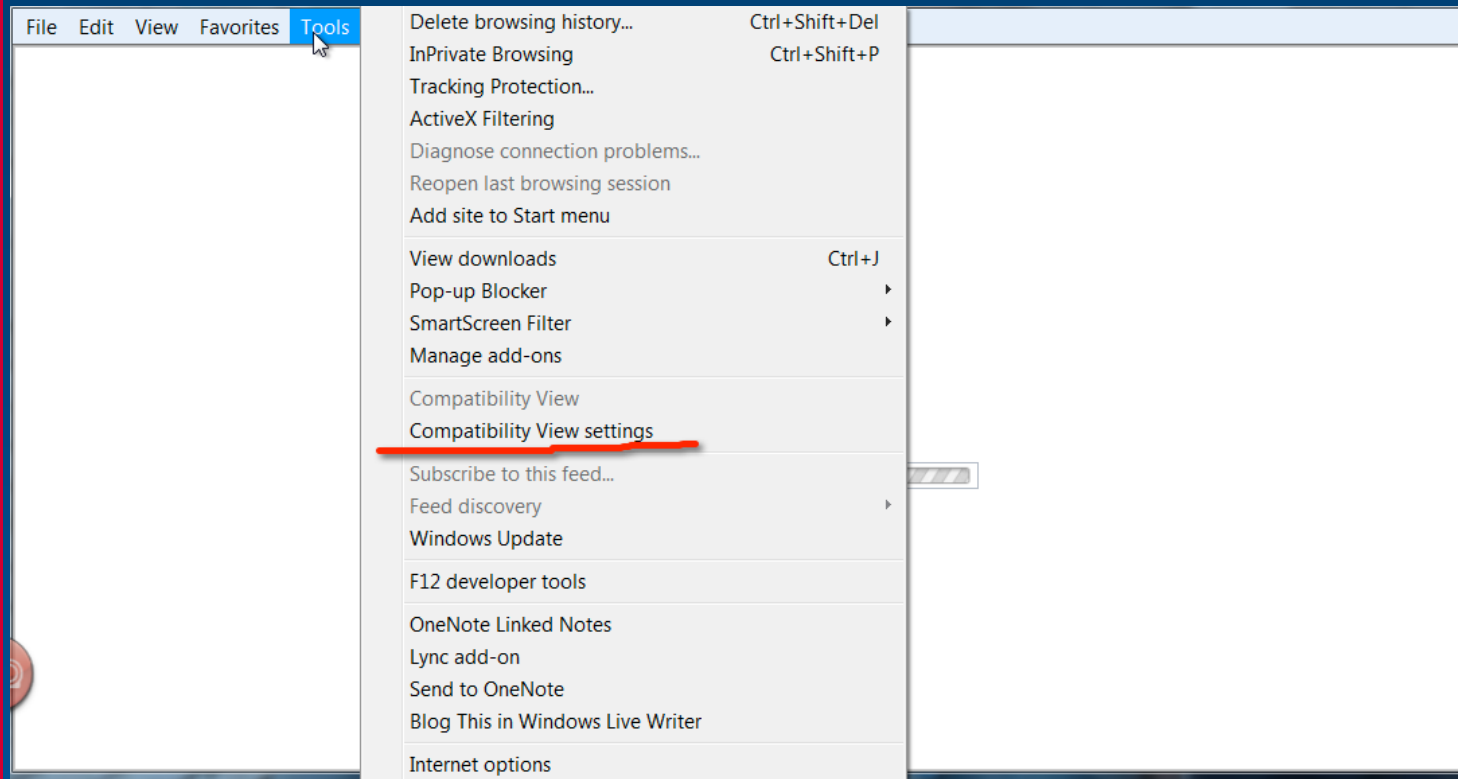
CHECK OUT THE NEW CUB HUB

Your Place for All Things Cub Scouting

[VISIT THE SITE NOW](#)

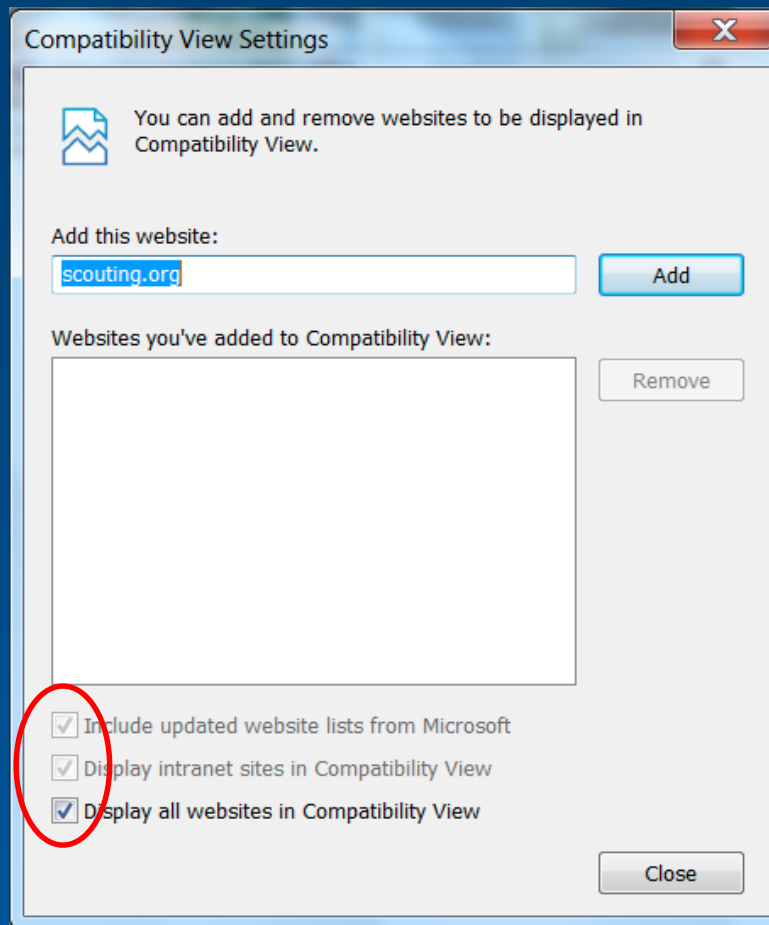
To log in to *my.scouting.org* enter your current myscouting user name and password. If you don't have an account, click Create Account and you will be prompted through the create account process. If you've forgotten your username or password, click on the respective link and supply the required information. You may also log in by clicking the Sign In button in the upper right corner.





If you are using Internet Explorer and the my.Scouting login page does not display, it means that your computer's Compatibility Mode is turned on. To turn it off, go to your toolbar at the top of the page and click the "Tools" option. If you don't see this toolbar, right click at the top of the screen and make sure "Menu Bar" has a check by it. After you click "Tools", choose "Compatibility View Settings" from the list.





At this window, you will need to uncheck all three boxes. Once that is completed, click “Close”. Your Internet browser will refresh and take you to the *my*.Scouting Tools login page.





News

Commissioner Tools – Roundtable Attendance

National 10/28/2015

Attendance entries in the Roundtable form has been resolved and is operational. We appreciate your patience.

Commissioner Tools Reports

National 10/13/2015

The following new reports are now available in Commissioner Tools:

- **Commissioner Contacts** - displays all contacts made for units within the council and/or district (replaces Commissioner Contact Stats and Commissioner Activity reports). The report displays sub-totals for all assigned contacts. Sub-totals for additional contacts will be added soon, as well as grand totals.
- **Commissioners Without Contacts** - lists all commissioners that have not made a contact within the council and/or district.

Additionally, the invalid contact date entry on the form has been resolved. Please clear your cache in order to get the latest updates. We are working on additional changes that will be released soon. Watch for further notifications as new enhancements get implemented.

E-Learning Training Available on My.Scouting Tools!

National 08/11/2015

E-Learning training courses are now available to take online on my.Scouting Tools. Training courses can be found

New to Scouting?
Click Here To Take Training



Upon successful login, a News section displays detailing the latest enhancements and information pertaining to my.Scouting Tools, along with other Scouting news.



my.Scouting

Welcome David Currie

Home

News

Available on My.Scouting Tools!

able to take online on my.Scouting Tools. Training courses can be found
left corner, then My Dashboard in the menu list. It will default to the My
d providing 4 new tab selections:

training courses available.

uting programs containing the training courses applicable to the specific

courses required to become position-trained for your current registered

urses that were completed.

at are currently available on the legacy myscouting.org site. We will
legacy myscouting.org in the coming weeks.

n - myscouting.org vs.

New to Scouting?
Click Here To Take Training

YOUTH PROTECTION BEGINS WITH YOUTH PROTECTION

Leader Training
Click Here

To get started, select Home at the top. A drop-down menu appears with tool icons to select.

NOTE: Instructions are available for each tool by selecting the question mark in the lower right corner of the screen within the tool. A PDF document will download that you may save or print.





For questions or concerns regarding my.Scouting Tools, please contact the Member Care Contact Center at:

myscouting@scouting.org

