


SHOULDER EPAULETS AND LOOPS

SHOULDER SEAM

Left sleeve, position 1
Left sleeve, position 2a
Left sleeve, position 2



Lone Scout emblem



LEFT SLEEVE with pocket (OFFICIAL shirt)

Left sleeve on the small pocket, position

LEFT SLEEVE (OFFICIAL UNIFORM SHIRT)


RIGHT SLEEVE

GUIDE TO AWARDS AND INSIGNIA

Scouting  America

Medals worn here
Left pocket position, centered

Right pocket position, centered



Right position 4" or to National Patrol Award



SCOUTING AMERICA
1325 West Walnut Hill Lane
P.O. Box 152079
Irving, Texas 75015-2079
www.scouting.org

33066
July 2024 Revision

CONTENTS

- 5 Official Policy
- 7 Excerpts From the Rules and Regulations
- 9 Special Regulations
- 15 Guidelines for Custom Patches and Emblems
- 19 Cub Scout Insignia
- 31 Scouts BSA Insignia
- 49 Venturing Insignia
- 55 Sea Scout Insignia
- 59 Training Awards
- 61 Scouting Honors and Special Recognitions
- 71 Universal and Nonunit Insignia
- 83 Religious Emblems
- 95 Flags
- 98 Guidelines for District and Council Committees



OFFICIAL POLICY

Scouting America has always been a uniformed body. Its uniforms help to create a sense of belonging. They symbolize character development, leadership, citizenship training, and personal fitness. Wearing a uniform gives youth and adult members a sense of identification and commitment.

Personal equality. The uniform represents a democratic idea of equality, bringing people of different racial, economic, religious, national, ethnic, political, and geographic backgrounds together in the Scouting tradition.

Identification. The uniform identifies youth and adult members of Scouting America, visible as a force for good in the community. When properly and smartly worn, the uniform can build good unit spirit. When worn on the correct occasions, it can attract new members.

Achievement. The uniform shows the wearer's activity, responsibility, and achievement. What each youth or adult member has accomplished with program opportunities can be recognized by the insignia worn on the uniform.

Personal commitment. The uniform is a constant reminder to all Cub Scouts, Scouts, Venturers, Sea Scouts, and adults of their commitment to the ideals and purpose of Scouting America. The uniform is a way of making visible members' commitment to a belief in God, loyalty to country, and helping others at all times.

Unit discretion. Effective January 1, 2023, each Scout unit may decide whether to wear shirts tucked in or untucked. Both tucked and untucked shirts should be neat in appearance. For Scouts BSA, Venturing, and Sea Scouting units, this decision should be made in consultation with unit youth leadership. This update will appear in related resources, such as the uniform inspection sheets, as they are revised and printed.

While wearing the uniform is not mandatory, it is highly encouraged. The leaders of Scouting—both volunteer and professional—promote the wearing of the correct complete uniform on all suitable occasions.

The Rules and Regulations and policy. The following pages contain our uniform policy as taken from the Rules and Regulations of the Scouting America. The chapters contain applications of the regulations to each program area. Neither the Rules and Regulations of Scouting America, the policy, nor the program applications may be added to or changed in any way unless approved by the National Executive Board of Scouting America through its Program Development Department.



EXCERPTS FROM THE RULES AND REGULATIONS

The name of the Corporation is Boy Scouts of America. For convenience, in the Rules and Regulations the word “Corporation” is sometimes used instead of the official name.

II. Policies

Participation in Public Functions

Scouters must, when practicable, cooperate in connection with civic or other public gatherings of a nonpartisan and nonpolitical character in a way that gives youth members an opportunity to render service in harmony with their training instead of merely taking part in parades in their uniforms. Any such participation must be consistent with the principles of Scouting America.

VII. Programs

Insignia, Uniforms, and Badges

General

The intellectual property of Scouting America must be made available and used only in accordance with the policies and guidelines of Scouting America.

Official Uniforms

The official uniforms authorized as evidence of official relationship to Scouting America are those approved by Scouting America from time to time, as illustrated and correctly described in the handbooks, catalogs, and other official guidelines of Scouting America. The official uniforms and parts thereof may be issued only as authorized by Scouting America and sold either directly by the National Service Center through responsible local merchants designated as local Scouting distributors or through designated local councils. Local Scouting distributors may be appointed and licensed and the licenses revoked only by the National Service Center, but chartered local councils may make recommendations for such

actions. Imitation of United States Army, Navy, or Marine Corps uniforms is prohibited, in accordance with the provisions of the organization’s Congressional Charter.

Use of Uniform

The official uniforms are intended primarily for use in connection with official Scouting activities, and their use may be approved by the local council executive board for council events or activities under conditions consistent with the Rules and Regulations of Scouting America. No alteration of, or additions to, the official uniforms, as described in the official guidelines or the Rules and Regulations covering the wearing of the uniform and the proper combinations thereof on official occasions, may be authorized by any Scouting official or local council. It is the responsibility of all leaders of Scouting America and especially of all commissioned officers and chartered councils to cooperate with Scouting America in preventing the use of the official uniforms by those who are not registered and in good standing.

Special Local Badges and Insignia

Local councils are authorized to adopt special badges and insignia as awards for particular purposes in harmony with national policies and to permit their use upon the official uniform in accordance with the Rules and Regulations, policies, and guidelines of Scouting America.

Authorization

The National Council has the sole and exclusive right to authorize the use of insignia, words, phrases, designation marks, pictorial representation, and descriptive remarks relating to the program of Scouting America on commercial products, promotional efforts, and/or sale and distribution to members of Scouting America and/or the general public, whether through the National Supply Group or through an official licensee of Scouting America. The use of same by local councils shall be only as authorized and approved by the National Council.

SPECIAL REGULATIONS

Awards From Other Scouting Associations

Scouters occasionally receive awards from Scouting associations of other nations, and it is important that they know how these awards should be worn. This does not include jamboree patches. Following are the regulations for wearing such awards:

1. They are always worn when visiting the country whose Scouting association presented the award or when attending a meeting or function attended by Scouters from that country.
2. Medals awarded by other associations are worn above the left breast pocket.

Badges of Other Organizations

The general rule is that badges awarded by organizations other than Scouting America may not be worn on an official uniform. This includes military medals and service ribbons.

There are, however, notable exceptions. Among them are religious emblems and those special badges approved by local councils in conjunction with the national memorandums of understanding and partnerships.

Scouting America recognizes the religious emblems programs that belong to each faith group. Anyone (youth or adult) who, as a member of another youth agency (e.g., Camp Fire USA, a Sunday school class, etc.), has earned the religious emblem of their faith is eligible to wear the approved religious emblem on their respective uniform.

Patch Trading

Scouts, Sea Scouts, and Venturers attending jamborees may trade among themselves articles and novelties of a local or nature. The trading of such items as badges of office, rank, distinguished service, training, performance, achievement, and distinction, however, is a violation of Article X of the Rules and Regulations of Scouting America, forbidding the holding of these badges by any but the members who have complied with the requirements for them.

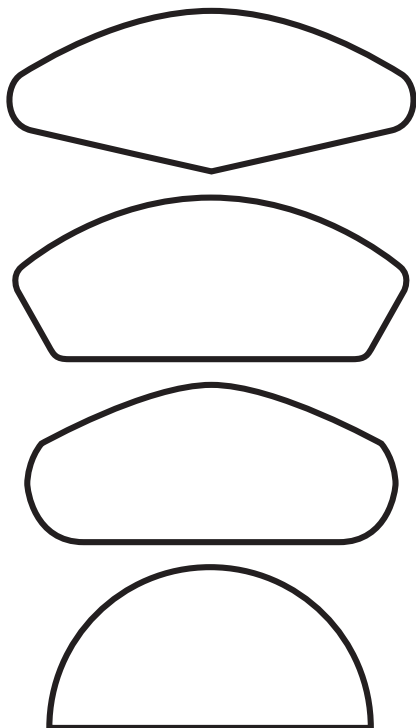
Headgear Regulations

Pins may be worn on the jamboree hat but only while at the jamboree, and Webelos adventure pins may be worn on the Webelos cap (see pages 20–21). The large standard First Class metal pin, No. 17, has been reinstated as an option to the cloth First Class rank badge. The large pin may also be worn only by youth members on the front of the campaign hat, No. 606089, and the expedition hat. Adults may wear the adult universal hat pin, No. 50150, on the campaign hat and the expedition hat. No other pins may be worn on official headgear of Scouting America.

Cub Scout leader headgear is optional. If it is worn, pack leaders wear the olive visor cap.

Council Shoulder Patch

An official custom multicolor council shoulder patch (CSP) is designed for each council and embodies local tradition for all members of the council. The name of exactly one local council must appear on all CSPs. Initials may not substitute for the council name; city and state may not substitute for the council name. Special designs identifying a unit, community, or district are not permitted. Temporary designs identifying an event or activity are discouraged, to avoid detracting from the heritage of the official design. However, consistent with local council governance and policies, temporary designs may be issued. All CSPs shall approximate one of the shapes shown below, and fit completely within a 5-inch x 2¼-inch area. Only CSPs may be of the defined size and shape for CSPs. Patches, emblems, and other insignia that resemble the size and shape of a CSP are not permitted.



Discontinued Uniforms and Insignia

Members are encouraged to wear a clean, neat, current, and complete uniform. Parts from previously issued uniforms, in good repair, may be worn if they contribute to a full and complete uniform. Discontinued uniforms and insignia may be worn in keeping with the applicable uniform and insignia guidelines at the time of their production, as long as condition of original insignia and uniform parts do not detract from the neatness of the uniform. There is no requirement that all uniform parts be from the same era.

Exact reproductions or “private issue” insignia are not authorized, and should be reported at www.licensingbsa.org.

District Insignia

Districts are the operational arms of the local council. Individuals are not identified as residents of a district, but of the local council and Scouting America. For this reason, district insignia is not authorized for wear on the uniform. Where it seems desirable to identify district participation in council activities or events, district flags, banners, or temporary insignia may be authorized. They are described in the “Flags” section of this book.

Drum and Bugle Corps Uniforms

Scouts or Venturers who are members of bands, drill teams, or drum and bugle corps affiliated with a unit or a local council must wear the official uniform for their registration status. The wearing of special helmets, scarves, gloves, or unofficial leggings, and the carrying of ceremonial guns or swords by members of such organizations using the uniforms of Scouting America is in violation of the Rules and Regulations of Scouting America. The musician badge is the only special insignia that may be worn by the members of these organizations. It is worn on

the right sleeve, centered just below (½ inch) the patrol medallion. See the “Scouts BSA Insignia” section.

Excess Insignia

With the exception of the Cub Scout badges of rank, members wear only the insignia that show their present status in the movement.

Members should make every effort to keep their uniforms neat and uncluttered.

Previously earned badges and insignia—not representing present status—make a fine display on a red patch vest, on a trophy hide or blanket, exhibited in the home of the recipient, or at functions where such a display is invited. Scouts may wear only temporary patches (no badges of rank) on the back of the merit badge sash.

Jamboree Insignia

A World Scout Jamboree, World Scout Moot, or National Jamboree emblem is worn above the right pocket by Scouts BSA, Venturers, Sea Scouts, or Scouters who are registered to attend or attended the jamboree or moot as a registered participant or staff member. No more than two jamboree or world Scout moot patches may be worn on the shirt—one current national jamboree patch above the right pocket and one current world jamboree or world Scout moot patch on the right pocket. If the wearer has an interpreter strip above the pocket, merely move the jamboree emblem upward sufficiently to accommodate it.

Council jamboree shoulder patches cannot have pictorial representations or descriptive remarks relating to commercial corporations or commercial products without approval by the national office through Scouting America licensing team. Authorization to use these representations and remarks must be given by the commercial corporation authorized to grant such use. The national office has the sole discretion in accepting or declining any use of a pictorial representation or descriptive remark of a commercial corporation or product.

Jackets and Their Insignia

Multicolored jackets are available for optional wear by youth members and adult leaders. The universal emblem should be worn on the left pocket or, in case of a jacket without chest pockets, in the same area. The Philmont bull emblem is especially designed for the red wool jac-shirt to be sewn on the left side above the pocket.

On all jackets, Philmont Scout Ranch, Philmont Training Center, or high-adventure base emblems may be worn centered on the right pocket or in the same relative position if there is no pocket. The Order of the Arrow has adopted the jac-shirt as its official jacket, and members may wear the 6-inch national Order of the Arrow patch centered on the back.

The large Philmont, NESAs, jamboree, National Camping School, and international participant emblems are approved to be worn on the back of the jacket. Only one such emblem may be worn at a time.

Badges of Rank Limited to Youth Members

In Scouting, **the advancement program is limited to youth members only**. Adult Scouters should neither seek awards designed for youth members nor wear them on the Scouter uniform except for square knots representing the Arrow of Light rank, Eagle Scout Award, Venturing Summit Award, Quartermaster Award, or religious emblems earned as a youth member.

Two Badges With the Same Meaning

Cloth badges and embroidered square knots are representative of metal pin-on awards and are designed for the convenience of the wearer. Generally, when a cloth badge or knot is worn, the metal one is not worn.

Temporary Insignia

Temporary insignia are issued for such events as summer camp, camporees, and Scout shows. Order of the Arrow national meetings and training activities may also provide such insignia (the Totin' Chip patch is also temporary insignia).

Only one such patch may be worn at a time. The patch is worn centered on the right pocket and must neither exceed the dimension of the seams of the pocket nor extend higher than the lowest tip of the pocket flap. It may be either sewn or suspended from under the flap attached to the button.

Temporary insignia are not required for correct uniforming. Consider displaying temporary insignia in ways other than on the uniform. Here are some suggestions:

- Wear it on a red patch vest or blanket.
- Display it on a wall plaque, on a trophy hide, or mounted in a frame.
- Make a special neckerchief slide, sectional totem pole, or flagpole insignia for display.

Scouting Identification

It is mandatory that all patches, emblems, and other products worn on Scouting America uniform or created for a Scouting event or activity be obtained from official sources, such as Scout shops and www.scoutshop.org or a Scouting America licensee at www.licensingbsa.org.

Badges of rank, advancement, position, patrol, or numerals that are manufactured or authorized by Scouting America as official patches do not require corporate identification.

This means that all council-approved badges for Cub Scout, Scout, and Venturing events and activities must also bear a Scouting America identification to help protect Scouting America brand, and must be obtained from an official source authorized by the National Supply Group.

Scouter Dress Uniforms

Scouter dress uniforms may be worn by any registered adult volunteer or professional.

The women's dress uniform is composed of a women's blazer (No. 612422, petite; No. 612435, regular), women's pant (No. 612370, petite; No. 612383, regular) or women's skirt (No. 612396), and women's scarf (No. 92102) and scarf ring (No. 128) or women's bow tie (No. 74145).

The men's dress uniform is composed of a blazer (No. 612463, short; No. 612475, regular; No. 612487, tall), red and gold fleur-de-lis necktie (No. 646286), and men's dress slacks (No. 612448).

All dress uniforms are worn with a white shirt or blouse. The embroidered blazer emblem (No. 74144) is worn on the wearer's left pocket. With the exception of the white shirt or blouse, all dress uniform items are available from www.scoutshop.org.

The Neckerchief

Official neckerchiefs. Official neckerchiefs are triangular in shape. The Lion neckerchief, No. 646377, is gold with a dark blue border. The Tiger neckerchief, No. 620616, is orange with a dark blue border. The Wolf neckerchief, No. 802, is red with a blue border. The Bear neckerchief, No. 801, is light blue with a dark blue border. The Cub Scout rank emblem is displayed in a central position on the downward



corner of each rank's neckerchief. Cub Scout leaders may wear the blue and gold Cub Scout leader's neckerchief, No. 64070. Webelos Scouts wear the gold, green, and red plaid neckerchief, No. 64077, with the Webelos emblem on the downward corner.

A special Lone Scout neckerchief, No. 611209, is gold with the black and red printed insignia of the Lone Scout. It is worn by both Lone Cub Scouts and Lone Scouts.

Scout neckerchiefs are optional. Troops choose their own official neckerchief. All members of a troop wear the same color. The troop decides by vote, and all members abide by the decision. If the neckerchief is not worn, then the shirt is worn with open collar. Scout and Scout leader neckerchiefs may be worn in a variety of plain colors and contrasting borders.

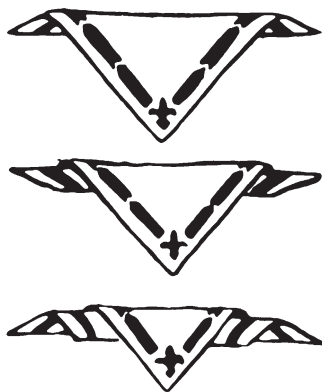
Neckerchiefs available through the Supply Group include the embroidered universal Scouting emblem if permanent press, or printed if not. Local councils may prescribe that the specific official neckerchief be worn by Scouts and Scouters on a council or district basis.

When engaged in Scouting activities, members may wear the neckerchief with appropriate nonuniform clothing to identify them as Scouts.

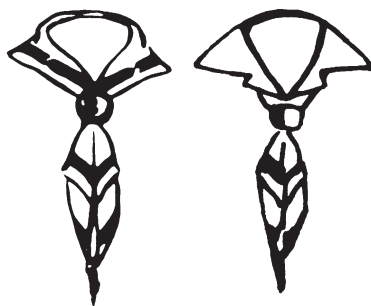
Special neckerchiefs, the same size as the official ones, may be authorized by local councils. Such neckerchiefs may include identification of the chartered organization. The standard designed neckerchief may be personalized with troop number, city, and state. By troop approval, an Eagle Scout may wear an Eagle Scout neckerchief.

Neckerchief slides. Several official slides are available from www.scoutshop.org. Handicraft slides made by youth may also be worn.

How to Wear the Neckerchief



a. Fold long edge over several flat folds to about 6 inches from tip of neckerchief. A tight fold prevents gathering around the neck and is more efficient than rolling or twirling.



b. The unit has a choice of wearing the neckerchief over the collar (with the collar tucked in) or under the collar.



c. Draw neckerchief slide over ends and adjust to fit snugly.

Shoulder Loops

Colored shoulder loops worn on the shoulder epaulets identify the wearer's current role in Scouting, and must correspond with the badge of office, when one is worn.

Cub Scouting—blue, No. 677

Scouts BSA—forest green, No. 64017

Venturing—green, No. 678

Council and district (including chartered organization representative)—silver, No. 680

National and territory—gold, No. 679

Custom loops or other colors are not authorized for wear with the Scouting America uniform.

Belts

Cub Scouts wear the official Cub Scout navy blue web belt with metal buckle. Cub Scout adventure loops are worn only on the navy blue belt. Arrow of Light Scouts also have the option of wearing the official Scout web belt with the metal Scout buckle.

Adult leaders wearing the tan uniform wear the official Scout web belt with the metal Scout buckle.

Leather camp, high-adventure base, or Wood Badge belts with official Scouting America buckles also may be worn with the youth or adult uniform. Venturers may wear a belt of their choice or the black web belt with the black Venturing buckle.



GUIDELINES FOR CUSTOM PATCHES AND EMBLEMS

The following shall serve as guidelines for review and approval of custom patch and emblem designs incorporating Scouting America’s trademark words, phrases, symbols, or mottoes. Local councils and units can work directly through the National Supply Group or through official licensees who are authorized to produce custom patches and emblems, which can be found at www.licensingbsa.org.

Please note Scouting America recently amended its policies regarding commercial marks to accommodate sponsorship opportunities for local councils. All requirements for third party mark permission provisions apply and are subject to approval by the National Council through the Licensing Team.

For custom patches and emblems commissioned by a council, unit, or other Scouting organization, a licensee must not produce:

- Council shoulder patches currently stocked by the Scouting America Supply Group
- Any patch in any one of the defined shapes of a council shoulder patch, which is not a local council shoulder patch
- Generic or “stock” standard patches or emblems stocked and sold by the Supply Group
- Rank insignia, or patches/emblems substantially similar to rank insignia
- Patrol emblems and badges of office currently stocked and sold by the Supply Group
- Merit badges or merit badge “knockoffs”
- Parody patches or emblems that Scouting America, at its sole discretion, would deem as reflecting poorly on Scouting America or its programs
- Patches or emblems that contain the confederate flag, except where such a design is incorporated into an existing and currently

used flag of any state within the United States of America

- Patches depicting the World Scouting Crest
- Patches that contain the Olympic rings, or the word “Olympics” or derivatives thereof
- Patches that contain the Exploring and Learning for Life (LFL) logos and wording (Exploring and Learning for Life are separate organizations from Scouting America and products bearing these marks will not be authorized if used in context with other Scouting America trademarks. The Exploring and Learning for Life trademarks can be used separately when working with a Scouting America licensee.)

Custom patches are also subject to the following restrictions:

- All temporary patches and emblems must contain a Scouting America corporate identifier: “Scouting America” or the Scouting America fleur-de-lis
- All patches and emblems must be for a Scouting event or activity
- No third party trademarks (including GSUSA) will be authorized without prior written authorization expressed from the trademark owner (on company letter), and written approval from the Licensing Team
- No text or designs over the Scouting America universal emblem, when used
- No text or designs superimposed over the American flag, nor attached to it any mark, insignia, letter, word, figure, picture, or drawing of any nature (A stationary American flag may not be used as a patch backing; however, a “waving” American flag may be used.)
- No obscene gestures or foul language
- No words or designs that Scouting America

would consider, at its sole discretion, to reflect poorly on the values of Scouting America or that it would deem offensive to Scouting America and/or its members

- Patrol emblems must be 2 inches round with a tan border/background, no letters or numbers, and a maximum of three thread colors
- Unit, district, and council emblems must be for a specific event or activity such as a camporee or summer camp
- There should not be any direct political reference made on patches
- Patches and emblems do not require statutory markings (i.e., ®, ™, ©), except in cases where the emblem or patch is of sufficient size that these marks can be produced legibly. Typically this is a patch that is 3½ inches in diameter or larger for a round patch, or any patch that is at least 4 inches wide or tall
- All custom CSPs must comply with the section on council shoulder patches in this guide
- Any use of American Indian imagery must adhere to Scouting America American Indian guidelines

National Jamboree Patches and Emblems

- All jamboree council shoulder patches (JCSP's) should use either the words, "National Jamboree" or "National Scout Jamboree."
- Any National Scout jamboree patches currently stocked by the Scouting America Supply Group should not be reproduced.
- All JCSP's must not exceed 3 inches x 5 inches in size in their entirety. Any JCSP that does not conform to this guideline may not be authorized. Troop or crew numerals cannot be embedded in the design.
- All JCSP's and pocket flap sets must carry a QR code produced by a Scouting America licensee through the Scouting America patch scan system (www.patchscan.com).

- No third party trademarks will be authorized without prior written authorization expressed from the trademark owner (on company letterhead) and written approval from the Licensing Team.
- Any JCSP containing a third party trademark which could be perceived as a direct or indirect endorsement of a product or service, or commercial marks to accommodate sponsorship opportunities for local councils, will be reviewed internally by the Licensing Team prior to authorization. Please allow for additional lead times in working with a licensee or the National Supply Group to present design concepts to the Licensing Team for review prior to launch.
- JCSP's cannot have the city and state on them as a means to identify the local council. Designs that identify an individual unit, community, district, or event/activity must be avoided. No council initials are accepted.
- All jamboree OA lodge flaps will be subject to guidelines as established for Order of the Arrow lodge patches and emblems in this guide.

Order of the Arrow Lodge Patches and Emblems

- Order of the Arrow (OA) lodge flaps and pocket emblems with the letters "www" should not have periods between the w's.
- OA lodge pocket flap emblems must fit the exact size and shape of the uniform pocket flap.
- OA lodge flaps and pocket emblems must carry a QR code produced by a Scouting America licensee through the Scouting America patch scan system (www.patchscan.com).
- Any use of American Indian imagery must adhere to Scouting America American Indian guidelines.
- Any use of the OA arrowhead and related marks must comply with the OA brand guidelines.

Modified Trademark Use

Scouting America understands that in some cases, reproduction of certain elements of trademarks and logos in the embroidery process may be substandard due to the size and the reproduction capabilities of these elements on custom patches and emblems. If modifications are made to Scouting America trademarks, they require permission from the Scouting America Licensing Team and are subject to design approval on a case-by-case basis. No third party can lay claim to any designs incorporating any elements of Scouting America trademarks.

Custom Patch and Emblem Backing

All third party suppliers of custom embroidered patches and emblems are required to be licensed with Scouting America. All officially licensed custom patches and emblems will have an “officially licensed” backing or a holographic sticker affixed to it.

