






### Scenario 2: Desert Setting—Desert Backcountry

-  Trail
-  Stream
-  Sand
-  Cryptobiotic Soil



## Scenario 2—Desert Setting Activity Sheet

### Instructions

- ▶ Read the scenario below and complete the activity.
- ▶ Answer the questions from the discussion for desert scenario in this activity plan.

Imagine your group is on a hike in a desert area. You have arrived at the location illustrated in scenario 2, the desert backcountry. Your group has decided to camp here for the night. The area you have chosen has experienced very few visitors and thus has few noticeable impacts. Your leader reminds you that you are in a fragile ecosystem and must choose your tent area wisely. Your leader will do the same when choosing a kitchen site.

### Activity

Using your simulated tents (dots), have each group member place a tent in the location he or she thinks is best for camping.

Discussion: Pristine Desert Setting

- 1 List the reasons for your choice and share them with the entire group.

---

---

---

---

---

---

---

- 2 Is camping near the stream acceptable? Explain your answer.

---

---

---

---

---

---

---

- 3 What location did the leader choose for the kitchen site? Evaluate that decision.

---

---

---

---

---

---

---