

2010 ANNUAL REPORT



CENTRAL REGION



BOY SCOUTS OF AMERICA®

2010 Annual Report
Central Region
Boy Scouts of America




Prepared. For Life.™



Central Region Annual Luncheon

**National Annual Meeting
Manchester Grand Hyatt
Elizabeth F-H
San Diego, California
Friday, May 27, 2011**

Doors Open	
Opening Video	Man of Respect
Opening Comments	Stephen King Regional President
Pledge of Allegiance	Local Scouts
Invocation	Local Scouts
Meal Service	
2010 Regional Review	Stephen King Regional President
Council Awards/Recognition <ul style="list-style-type: none"> • Centennial Quality Councils • Distinguished LFL Councils • Order of the Arrow National Camping Awards • Venturing Award 	Stephen King Regional President Brian Williams Regional Commissioner Al Lambert Regional Director Collin Huerter OA Chief Dan Carriveau National Venturing President
Business Meeting <ul style="list-style-type: none"> • Nominating Committee Report <ul style="list-style-type: none"> —Election of Board and Advisory Board Members —Election of Executive Committee 	Ray Wood Nominating Committee Chairman
Regional President's Remarks	Stephen King Regional President
Regional Director's Remarks	Al Lambert Regional Director
Silver Antelope Awards Ceremony	Ray Wood Silver Antelope Committee
Closing Video	Do Heroes Dream?



2010 Centennial Quality Councils

Area 1	Gateway Area	La Crosse, WI	Samoset	Weston, WI
	Central Minnesota	Sartell, MN	Twin Valley	Mankato, MN
Area 2	Chippewa Valley	Eau Claire, WI		
	Lake Huron Area	Auburn, MI	Southwest Michigan	Kalamazoo, MI
	Gerald R. Ford	Grand Rapids, MI	Blue Water	Port Huron, MI
Area 3	Tall Pine	Flint, MI	Chief Okemos	Lansing, MI
	Lewis & Clark	Belleville, IL	Greater St. Louis Area	St. Louis, MO
	Illowa	Davenport, IA	Glacier's Edge	Madison, WI
Area 4	W.D. Boyce	Peoria, IL	Milwaukee County	Milwaukee, WI
	Hawkeye Area	Cedar Rapids, IA	Potawatomi	Waukesha, WI
	Great Trail	Akron, OH	Tri-State Area	Huntington, WV
Area 5	Buckeye	Canton, OH	Mountaineer Area	Fairmont, WV
	Allohak	Parkersburg, WV	Simon Kenton	Columbus, OH
	Buckskin	Charleston, WV		
Area 6	Heart of America	Kansas City, MO	Cornhusker	Walton/Lincoln, NE
	Mid-America	Omaha, NE	Jayhawk Area	Topeka, KS
	Ozark Trails	Springfield, MO	Santa Fe Trail	Garden City, KS
Area 7	Pony Express	St. Joseph, MO		
	Black Swamp Area	Findlay, OH	Sagamore	Kokomo, IN
	Tecumseh	Springfield, OH	Anthony Wayne Area	Fort Wayne, IN
Area 8	Dan Beard	Cincinnati, OH	Prairielands	Champaign, IL
	Lincoln Trails	Decatur, IL	Crossroads of America	Indianapolis, IN
	Hoosier Trails	Bloomington, IN		
Area 9	Blackhawk Area	Rockford, IL	Northwest Suburban	Mount Prospect, IL
	Northeast Illinois	Highland Park, IL	Calumet	Munster, IN
	Des Plaines Valley	La Grange, IL		

Total Central Region Quality Councils = 47



Distinguished Learning for Life Councils

Mid-Iowa
Des Moines, IA

Northwest Suburban
Mount Prospect, IL

Risk Management Project Winners

Illowa Council
Davenport, IA

Buffalo Trace Council
Evansville, IL

Anthony Wayne Area Council
Fort Wayne, IN

Quivira Council
Wichita, KS

Southwest Michigan Council
Kalamazoo, MI

Great Lakes Council
Detroit, MI

Ozark Trails Council
Springfield, MO

Mid-America Council
Omaha, NE


Northern Lights Council
Fargo, ND

Greater Cleveland Council
Cleveland, OH

Simon Kenton Council
Columbus, OH

Glacier's Edge Council
Madison, WI

Bay-Lakes Council
Appleton, WI



2010 Order of the Arrow National Service Award Recipients

The Order of the Arrow is pleased to announce the selection of eight lodges for the National Service Award. Established in 1999, the National Service Award recognizes two lodges in each region that have performed outstanding qualitative and quantitative service for their council. The following lodges are being recognized for their 2010 accomplishments.

Mischigonong Lodge
Lake Huron Area Council
Auburn, MI

Portage Lodge
Heart of Ohio Council
Ashland, OH

2010 E. Urner Goodman Camping Award Recipients

The E. Urner Goodman Award was established in 1969 as a tribute and testimonial to the Order's founder. Its purpose is to encourage and challenge Order of the Arrow members and lodges to increase their effectiveness in promoting and increasing Scout camping in each council. Awards are presented to two outstanding lodges in each region annually. The following lodges are being recognized for their 2010 accomplishments.

Nacha Tindey Lodge
Gerald R. Ford Council
Grand Rapids, MI

Portage Lodge
Heart of Ohio Council
Ashland, OH

2010 National Endowment Achievement Award

Silver Medallion

For permanent, donor-restricted gifts to endowment of \$1 million to \$4,999,999.

Chief Okemos Council
Lansing, MI

Mid-Iowa Council
Des Moines, IA

Bronze Medallion

For permanent, donor-restricted gifts to endowment of \$500,000 to \$999,999.

Northern Star Council
St. Paul, MN

Jayhawk Area Council
Topeka, KS



2010 Major Gifts Awards

Major Gifts Awards are presented by the Finance Impact Department to local councils following the processes leading to securing major gifts during 2010.

Buckeye Council
Canton, OH

Great Trail Council
Akron, OH

Greater Cleveland Council
Cleveland, OH

Mid-America Council
Omaha, NE

Mid-Iowa Council
Des Moines, IA

Northern Star Council
St. Paul, MN

Northwest Suburban Council
Mount Prospect, IL

Samoset Council
Weston, WI

2011 Biennial Scoutmasters' Recognition Program

Nominated by the local council president, Scout executive, area, and region as among our very best, the following Scoutmasters are attending the 2011 National Annual Meeting as guests of the Boy Scouts of America. They are being recognized for their dedicated service to the youth in their communities. Funding for this program is provided by a generous endowment established by past BSA Presidents Charles M. Pigott and Norton Clapp.

Christopher Nepper
Pittsville, WI

William "Bill" Ettinger
Springfield, IL

David Madigan
Bay Village, OH

Thomas J. Myers
Columbia City, IN

Dr. Brian Osgood
Lee's Summit, MO

Duane Schroeder
Canton, MI

Chris Stein
Traverse City, MI

Steven Carnes
Aurora, IL


Larry Holmes
Lincoln, NE

Jim Mason
Bellefontaine, OH

Patrick Oleson
Mitchell, SD

Andrew Parkinson
Winnetka, IL

Jerry Sheldon
Orion, IL



Membership/Participation as of December 31, 2010

	2009	2010	Gain/Loss
Tiger Cubs	72,491	72,879	0.5%
Cub Scouts	203,532	198,451	-2.5%
Webelos Scouts	170,931	167,038	-2.3%
Total Cub Scout–Age	446,954	438,368	-1.9%
Boy Scouts	192,846	193,293	0.2%
Varsity Scouts	2,067	2,075	0.4%
Total Boy Scout–Age	194,913	195,368	0.2%
Venturers	49,132	46,626	-5.1%
Total Traditional Scouts	690,999	680,362	-1.5%
Explorers	30,331	28,207	-7.0%
Total Youth	721,330	708,569	-1.8%
Unit/Post Adults	259,742	251,152	-3.3%
Council/District Adults	12,042	11,629	-5.2%
Total Adults	271,784	262,781	-3.3%

Total Learning for Life Curriculum-Based Participants at December 31, 2010 = 155,292

Units/Groups as of December 31, 2010


	2009	2010	Gain/Loss
Cub Scout Packs	12,522	12,052	-3.8%
Boy Scout Troops	9,292	9,145	-1.6%
Varsity Scout Teams	359	350	-2.5%
Total Boy Scout–Age Units	9,651	9,495	-1.6%
Venturing Crews	3,569	3,328	-6.8%
Total Traditional Units	25,742	24,875	-3.4%
Explorer Posts	1,578	1,393	-11.7%
Total Units/Posts	27,320	26,268	-3.9%

Total Learning for Life Curriculum-Based Groups at December 31, 2010 = 731



Central Region Finance Facts

	2008	2009	2010
Direct support			
Friends of Scouting	34,223,941	32,107,381	32,843,151
Project sales	1,267,804	1,140,744	1,496,517
Special events	8,349,246	7,033,332	8,461,468
Legacies and bequests	369,521	502,995	425,943
Foundations and trusts	5,823,168	5,378,080	5,156,001
Other direct	2,659,883	2,441,972	2,853,102
Total direct support	52,693,563	48,604,504	51,236,182
Indirect support			
Associated organizations	42,698	38,202	48,808
United Ways	19,006,005	17,646,122	16,261,900
Unassociated organizations	3,332	3,941	1,677
Other indirect	216,163	180,984	134,369
Fees and grants—government	219,196	151,125	145,336
Total indirect support	19,487,394	18,020,374	16,592,090
Revenue			
Sales of supplies less costs	4,640,342	4,621,328	5,067,672
Product sales less costs	31,019,542	31,289,940	32,372,272
Investment income	11,196,516	10,233,865	10,787,401
Gain/loss on investments	71,801	53,652	262,129
Camping revenue	37,560,143	39,386,833	40,510,230
Activity revenue	10,948,833	11,770,353	26,594,441
Other revenue	3,626,783	3,820,220	3,944,019
Total revenue	99,063,960	101,176,191	119,538,164
Total support and revenue	171,244,917	167,801,069	187,366,436
Total expenses	169,637,651	166,191,918	183,369,917
Operating Fund			
Assets	54,128,145	68,245,513	62,311,390
Liabilities	24,403,613	33,814,202	24,295,125
Capital Fund			
Assets	281,907,103	291,182,217	298,679,208
Liabilities	16,361,825	17,133,027	15,069,067
Endowment Fund			
Assets	255,266,348	299,031,861	328,722,608
Liabilities	1,526,401	1,126,077	1,139,225



Top 10 Councils

Traditional Membership Growth

1.	La Crosse, WI	6.39%
2.	Fairmont, WV	5.54%
3.	Decatur, IL	4.93%
4.	Springfield, OH	4.66%
5.	Canton, OH	2.92%
6.	Sartell, MN	2.84%
7.	Columbus, OH	2.53%
8.	Kokomo, IN	2.32%
9.	St. Louis, MO	2.19%
10.	Eau Claire, WI	2.13%

Cub Scout Retention

1.	Mount Prospect, IL	76.46%
2.	La Grange, IL	75.51%
3.	Highland Park, IL	75.36%
4.	Waukesha, WI	75.02%
5.	Lincoln, NE	74.71%
6.	Cedar Rapids, IA	74.09%
7.	Mankato, MN	73.76%
8.	Sartell, MN	73.67%
9.	Omaha, NE	73.25%
10.	Dubuque, IA	72.56%

Boy Scout Retention

1.	Weston, WI	90.32%
2.	Akron, OH	88.02%
3.	Findlay, OH	87.47%
4.	Rockford, IL	85.93%
5.	Canton, OH	85.72%
6.	Fairmont, WV	85.29%
7.	Dayton, OH	84.57%
8.	Sartell, MN	83.82%
9.	St. Charles, IL	83.40%
10.	Madison, WI	83.39%

Top Leaders Trained

1.	Kansas City, MO	1,123
2.	St. Louis, MO	827
3.	St. Paul, MN	787
4.	Omaha, NE	563
5.	Indianapolis, IN	492
6.	Detroit, MI	390
7.	Appleton, WI	367
8.	Cincinnati, OH	356
9.	Grand Rapids, MI	306
10.	Des Moines, IA	275

Cub Scout Membership Growth

1.	Chicago, IL	8.03%
2.	Springfield, OH	6.16%
3.	Fairmont, WV	4.68%
4.	Decatur, IL	4.53%
5.	La Crosse, WI	4.18%
6.	Wheeling, WV	4.18%
7.	Canton, OH	3.78%
8.	Columbus, OH	3.51%
9.	Kokomo, IN	3.32%
10.	Springfield, IL	3.31%

Boy Scout Membership Growth

1.	Fairmont, WV	9.32%
2.	Milwaukee, WI	9.27%
3.	Springfield, MO	7.66%
4.	Sartell, MN	6.09%
5.	Traverse City, MI	6.00%
6.	Kokomo, IN	5.07%
7.	Cincinnati, OH	4.96%
8.	Springfield, IL	4.90%
9.	Salina, KS	4.39%
10.	Fort Wayne, IN	4.18%

Unit Rechartering

1.	St. Paul, MN	1,214
2.	Kansas City, MO	1,066
3.	St. Louis, MO	1,064
4.	Indianapolis, IN	775
5.	Detroit, MI	770
6.	Omaha, NE	670
7.	Columbus, OH	630
8.	Cincinnati, OH	623
9.	St. Charles, IL	589
10.	Appleton, WI	589

Central Region Standards of Venturing Excellence Award

Gerald R. Ford Council
Grand Rapids, MI

Hoosier Trails Council
Bloomington, IN

Muskingum Valley Council
Zanesville, OH

Northeast Illinois Council
Highland Park, IL

Northern Star Council
St. Paul, MN

Pony Express Council
St. Joseph, MO

Silver Antelope Award

Awarded to registered Scouters who are of exceptional character and have given noteworthy service to youth under the jurisdiction of the regional committee.

B. Keith Butt
Logan, OH

Steven P. McGowan
Cross Lanes, WV

Connie Elliott
Temperance, MI

Louis Milsted
Sheboygan, WI

Dr. Christopher A. Grove, M.D.
Troy, OH

Sheryl Oakman
Bellevue, NE

Brian L. Kasal
Chicago, IL

Russell D. Votava
Lincoln, NE

John Makowski
Colgate, WI

Silver Buffalo Award


Awarded to persons who give noteworthy and extraordinary service to youth. This award is Scouting's highest commendation of the invaluable contributions that outstanding Americans make to youth. The service must be national in scope and can be independent of, or directly through, the Boy Scouts of America.

Dale and Gail Coyne
Plainfield, IL

William Finerty
Defiance, OH

Robert Rownd
Akron, OH

Walter Scott Jr.
Omaha, NE



Councils Achieving 70 Percent Traditional Membership Retention

Northwest Suburban, 78.39%
Mount Prospect, IL

Des Plaines Valley, 76.97%
LaGrange, IL

Central Minnesota, 76.31%
Sartell, MN

Potawatomi Area, 76.23%
Waukesha, WI

Northeast Illinois, 76.08%
Highland Park, IL

Cornhusker, 75.84%
Lincoln, NE

Three Fires, 75.51%
St. Charles, IL

Hawkeye Area, 75.47%
Cedar Rapids, IA

Blackhawk Area, 75.40%
Rockford, IL

Northeast Iowa, 75.09%
Dubuque, IA

Allohak, 74.90%
Parkersburg, WV

Greater St. Louis Area, 74.49%
St. Louis, MO

Gamehaven, 74.19%
Rochester, MN

Great Trail, 74.16%
Akron, OH

Heart of America, 73.81%
Kansas City, MO

Twin Valley, 73.56%
Mankato, MN

Northern Star, 73.20%
St. Paul MN

Mid-America, 73.19%
Omaha, NE

Prairielands, 72.78%
Champaign, IL

Rainbow, 72.57%
Morris, IL

Anthony Wayne Area, 72.29%
Fort Wayne, IN

Glacier's Edge, 71.81%
Madison, WI

Abraham Lincoln, 71.52%
Springfield, IL

Tecumseh, 71.37%
Springfield, OH

Calumet, 71.19%
Munster, IN

Southwest Michigan, 71.11%
Kalamazoo, MI

Great Lakes, 70.92%
Detroit, MI



Central Region Professional Staff

Al Lambert
Director

Fred Wallace
Deputy Regional Director

Alan Anderson
Area 1 Director

Matt Thornton
Area 2 Director

Dale Holbrook
Area 4 Director

Brick Huffman
Area 5 Director

Marc Richardson
Area 6 Director

Richard Fisher
Area 7 Director


Jeff Stout
Associate Regional Director/Support

Sam Thompson
Department Manager

DeeDee Johnson
Team Leader

Mandy Garcia
Senior Secretary







BOY SCOUTS OF AMERICA
1325 West Walnut Hill Lane
P.O. Box 152079
Irving, TX 75015-2079
<http://www.scouting.org>

515-002
2011 Printing