

Action Card for Child Protection

If a young person tells you about being abused by someone

- Believe him or her. Do not make judgements. Ask open ended questions, like "What happened?" Never give a promise of silence or solutions.
- Ask for their name, Contingent and which Subcamp she/he belongs to.
- Take the person with you and contact the closest Information Centre, Strolling Steward, First Aider or Listening Ear/Child Protection Officer.

If you suspect abuse or are concerned about the well-being of someone

- Think clearly. What do you suspect is happening?
- Try to identify the persons involved, both the abused and the abuser.
- Contact the closest Information Centre, Strolling Steward, First Aider or Listening Ear/Child Protection Officer.

Daily timetable for participants

07.00-10.00 The participants do their morning routine and head to their Module Activity.

10.00-15.00 Module Activities
More information about Module Activities is available in the chapter 'Jamboree Programme'.

15.00-22.00 Free time activities, for more information on Spontaneous Activities please see the chapter 'Jamboree Programme'.

22.00-23.00 Participants return to their Unit Area / departure for those attending the night-time Module Activity Dream.

23.00 Quiet time / Module Activity for those attending Dream.

*Some days there will be activities in the main arena. For more information about this, please see the Jamboree Schedule.

Changing the world

D. Lemma, P. Klang

Verse 1:

When you give a minute
When you stop and think
It ain't too hard to find
The connecting link
People want the same things
We dream of a happy end
We're just caught in the same commotion
And time slips away

Bridge:

*You say you want to make some changes
Why don't you start by making friends?
You can take a stand
By shaking a hand
If it's a change in you
Then the world is changing too*

Chorus:

**I'm changing the world today,
the world today
With a small step forward
and it's the simplest way,
we can start today
crossing lines and borders
And the change in you, means the world is changing too.**

**Won't you come, won't you come with me
To the World Scout Jamboree**

Verse 2:

I've got a brother that I never met
I've got a sister that's not introduced to me yet
But we want the same things
We dream of a happy end
And maybe that stranger coming your way
is just waiting to be a friend

*(Bridge)
(Chorus)*

**Won't you come, won't you come with me
To the World Scout Jamboree (x 3)**

If it's a change in you
Then the world is changing too
I'm changing the world today,
the world today
With a small step forward
and it's the simplest way,
we can start today
crossing lines and borders

(Chorus)



Adult Handbook 22nd World Scout Jamboree

Adult Handbook 22nd World Scout Jamboree



Simply Scouting
Simplement du Scoutisme

22nd World Scout Jamboree Sweden 2011
22^{ème} Jamboree Scout Mondial Suède 2011

Main Partners



Closer to Nature™



Kristianstads
kommun



Sparbanken 1826





Simply Scouting
 Simplement du Scoutisme

22nd World Scout Jamboree Sweden 2011
 22^{ème} Jamboree Scout Mondial Suède 2011

The Jamboree Schedule

	Wed 27/7	Thu 28/7	Fri 29/7	Sat 30/7	Sun 31/7	Mon 1/8	Tue 2/8	Wed 3/8	Thu 4/8	Fri 5/8	Sat 6/8	Sun 7/8	
08.00	Arrival day				Camp in Camp departure/ Hike in Camp	Camp in Camp departure/ Hike in Camp	Camp in Camp departure/ Hike in Camp						
09.00													
10.00		Free time activities	Module Activities	Module Activities	Module Activities	Module Activities	Module Activities	Module Activities	Free time	Module Activities	Free time activities		
11.00													
12.00									Cultural Festival Day				
13.00													
14.00													
15.00			Free time activities	Free time activities	Free time activities	Camp in Camp return	Camp in Camp return	Camp in Camp return					Departure day
16.00				Lighthouse Celebration		Free time activities	Free time activities	Free time activities					
17.00				Free time activities									
18.00													
19.00													
20.00										Mid Event			
21.00		Opening Ceremony										Closing Ceremony	
22.00													
23.00			Module Activities	Module Activities	Module Activities		Module Activities	Module Activities		Module Activities			

Opening Hours

Spring

Information Centre	06.00-22.00
Relax Cafe	10.00-22.00
Swedish Cafe	10.00-23.00
Spring Cafe	18.00-06.00
Relaxation Centre	10.00-22.00
Food House	10.00-23.00
Dining hall Breakfast	05.30-09.00
Lunch	11.00-14.00
Dinner	17.00-22.00

Autumn / Winter / Summer

Information Centre	10.00-22.00
Main Cafeteria	10.00-22.00
Participant Food Shop	
Morning opening hours	07.00-13.00
Afternoon opening hours	16.00-20.00

Subcamps

Information Centres	08.00-22.00
Corner Stores	08.00-22.00

Four Seasons Square & Time Avenue

Information Centre	09.00-22.00
Jamboree Shop	10.00-22.00
World Scout Centre	10.00-20.00
Faith and Beliefs Zone	10.00-20.00
Media Centre	09.00-18.00
Guided Tours for day visitors	10.00-17.00
CMT Service Centre	08.00-20.00
Food houses	10.00-24.00
Pharmacy	08.00-20.00
Bank	see Practical info

Other

Kiosks	10.00-22.00
--------	-------------

Safety

Medical Centre	Around the clock
Health Centres, participants and unit leaders	07.00-22.00
Health Centre, adults	07.00-24.00 (07.00-03.00)
Police	08.00-24.00

There may be changes to the opening hours during the Jamboree, so always check notice boards for updates.



If you witness any kind of abuse taking place

- You have to act, right away. Try to bring another adult with you.
- Walk into the situation and interrupt. Ask something like "What is going on here?"
- Find out who the people involved are. Name, Contingent, Subcamp.
- If possible take the person being abused with you, away from the situation.
- Contact the closest Information Centre, Strolling Steward, First Aider or Listening Ear/Child Protection Officer.



This handbook belongs to:

Name: _____

ID Number: _____

National Contingent: _____

IST Patrol Number (if applicable): _____

If you find this handbook, please hand it in to Lost and Found at the nearest Information Centre.



Hello and welcome to the 22nd World Scout Jamboree 2011 in Sweden! Together with 38 000 Scouts from about 150 countries you will spend the next two weeks living everything Simply Scouting has to offer!

A World Scout Jamboree is a unique opportunity to meet the world and learn what a global movement Scouting really is. As an adult at the Jamboree you are part of the team that makes it possible for young people to attend this life changing event. However, don't forget to take some time to get out there and create your own unique Jamboree experience. From the Opening Ceremony, with everyone gathered in front of the main stage, to sharing a meal in a food house with a new found friend, you will get to meet people and discover cultures from all over the world!

In this handbook you will find helpful information about the Jamboree. Please make sure to check the handbook if you have any questions, but of course also use the other information channels available at the Jamboree.

Get ready for a once in a lifetime experience!

Welcome!

*Marie Reinicke
Camp Chief*

*Lasse Karlsson
Camp Chief*

*Göran Hägerdal
Camp Chief*

Contents

Introduction and Key Facts

- Simply Scouting Meetings, Nature and Solidarity
- Simply Sustainability
- The Jamboree site and Kristianstad
- Code of Conduct
- Operation One World
- Greetings

6-19

Life at the Jamboree

- Jamboree Layout
- Who's Who
- Welcome to Spring
- Towns and Subcamps
- Subcamp Centres, Town Centres and Four Seasons Square
- Contingent Management Team Information
- Unit Leader Information
- Adult Food
- Personal Daypack

20-41

Practical Information

- Looking after yourself at the Jamboree
- Necessities
- Services
- Food and Shopping
- Jamboree Media

42-69

Jamboree Programme

- The IST Experience
- Scheduled Activities
- Spontaneous Activities
- Faith and Beliefs

70-107

Fun Facts and Trivia

- History of the World Scout Jamboree
- Scouting around the World
- Welcome to Japan in 2015

108-127





Introduction and key facts

Simply Scouting – Meetings, Nature and Solidarity	7
Simply Sustainability	8
The Jamboree site and Kristianstad	11
Code of Conduct	12
Operation One World	15
Greetings	16

Simply Scouting – Meetings, Nature and Solidarity

The 22nd World Scout Jamboree showcases Scouting in all its variety, from all across the world, and reflects the cultural diversity of the Scout Movement. This Jamboree is Simply Scouting - nothing more, nothing less.

Through a modern and interactive programme, based on the Scout Method and our shared Scout values, you will explore the key concepts of the 22nd World Scout Jamboree – Meetings, Nature and Solidarity.

Meetings – every aspect of Jamboree life is designed to encourage meetings between those from different cultures, religions, countries and Contingents: the schedule, the programme and even the Jamboree site layout. Through the Module Activities and large Arena Events to time spent in the Subcamp Centres you will get to know those who live outside of your own local community and find that strangers are just friends you haven't met yet!

Nature – nature is at the heart of the Jamboree, in fact for the next two weeks you are living right in the middle of nature, in an immense field surrounded by trees and woodland. The Jamboree Programme will use the natural environment as a learning tool, demonstrating both its vulnerability and what you as individuals and Scouts can do to better protect the world we live in.

Solidarity – encouraging solidarity between Scouts, of all ages, and promoting unity between Scout Organisations from all around the world is an important concept of this Jamboree. As Scouts we share a common responsibility to our world and to each other. Respect for other people, equal rights and peace are all important aspects of this concept; we are all equal, independent of any personal characteristics or background.

Simply Sustainability!

Climate change, global warming, CO₂ emissions and the greenhouse effect are all big words with big implications. We all have to contribute to make the earth a healthy and sustainable place to live. This might sound difficult but it doesn't have to be, every little counts. Nobody can do everything, but everybody can do something! As a Scout, you should lead by example and inspire others to think green.

Reduce, Reuse, Recycle!

Scouting is about creating a better world. By taking just a few simple steps, you can greatly contribute to making this Jamboree as sustainable as possible. As a rule of thumb, there are three R's to remember: Reduce, Reuse, Recycle! It is as simple as that. Here are some examples of what you can do:

Reduce

- Reduce pollution by buying eco-labelled and locally produced products.
- Reduce your food waste. Plan your meals so that you don't have to throw away any food.
- Save water by not letting taps run unnecessarily.
- Reduce the number of plastic bags used. Bring your own bag when you go shopping.

Reuse

- Refill your water bottle instead of buying a new one. The tap water in Sweden is safe to drink.
- Give things new life! An old T-shirt can be transformed into a pillowcase or a bag.
- Borrow clothes from your friends and you'll get a brand new outfit!
- Bring your own cup to the cafes and the dining hall.

Recycle

- Recycle your waste, such as cans, bottles and packaging, at the recycling stations around the Jamboree site.

Think about what else can you do here at the Jamboree and at home; have fun, be creative and share your ideas with other Scouts!

A Green Jamboree

This World Scout Jamboree is the first, but hopefully not the last, eco-awarded Jamboree! This means that the Jamboree has fulfilled certain requirements regarding the environment and sustainability by doing what we can to minimise usage of natural resources at all stages of the Jamboree; while planning, during and after the camp. For example all the cocoa and coffee at the Jamboree is eco-labelled. Read more about the Jamboree's eco award at Keep Sweden Tidy's webpage www.keeptidysweden.org.

Please see the 'Practical information' chapter, for guidance on recycling and waste management.



The Jamboree Site and Kristianstad

As you have noticed this Jamboree is being held in Rinkaby, which is located just outside the town of Kristianstad, in the southern part of Sweden. The small village of Rinkaby dates back to the 9th century, but the area was inhabited by people even earlier than that! Today the village has approximately 700 residents, so as you can imagine an extra 38 000 people hasn't gone unnoticed.

Did you know that that the town of Kristianstad was in fact founded by the Danish King Christian IV in 1614, but has been part of Sweden since 1658? The town and its surrounding area is a large producer of food, with over 1 600 companies working within or towards the food industry.

So what is the background to the area you are now sharing with all these Scouts? Well the Jamboree site is normally a military training ground and artillery range, but it has also previously been host to two national Jamborees, 'Scout 2001' and 'Jiingi-jamborii' in 2007. The nature surrounding the Jamboree site consists of sandy soil and pine-forests. It is part of the Kristianstad Vattenrike Biosphere Reserve appointed by UNESCO, which means that it shows good examples of sustainability. Oddly enough, when tens of thousands of people walk the sandy grounds of the Jamboree site the nature actually benefits from this as plants and animals gather new strength. This way, the World Scout Jamboree becomes a part of the biosphere.

To find out more about the area, please visit www.kristianstad.se or www.skane.com.

Code of Conduct for adults

As an adult and a Scout at the 22nd World Scout Jamboree, I will do my best to make the Jamboree experience the best that it can be, for each and every person on site.

I agree to the following Code of Conduct:

- I will be considerate and respectful of others.
- I am aware that I am a representative of the Scout Movement, and I will act appropriately onsite and while visiting the local area.
- I will follow the Scout Law.
- I will obey all Swedish laws and regulations.
- During the Jamboree period, I will act in accordance with the Jamboree Drug and Alcohol Policy, namely:
 - I will not consume alcohol or provide alcohol to anyone else.
 - I will not smoke outside the designated areas. I will not provide any tobacco products to those under 18.
 - I will not use or provide any narcotic substance.

- I will not participate in any gambling activity.
- While on the Jamboree site, I will wear my Jamboree scarf and ID, unless I am doing an activity where they need to be removed for safety reasons.
- I will comply with all restrictions on access to different areas of the camp, and I will only enter private tents if invited.
- I will not move or take any item that does not belong to me. I will not go “trophy hunting”.
- I will respect the Jamboree quiet times.
- I will be respectful and considerate of other cultures.
 - I will dress appropriately for a multicultural environment.
 - I will not use any offensive language or actions.

- I will not carry a knife with a blade longer than 12cm.
- I am aware that youth participants are not to enter the Spring area.
- I will not swap or exchange any badges or other items with those under 18.
- I will not sell any items that are not approved for sale by the Jamboree organisers.
- I will comply with all elements of the Safe from Harm programme.





Operation One World

What makes a World Scout Jamboree a truly international event is having participants from different backgrounds, cultures and countries. In order to help Scouts who would otherwise not have been able to participate in the Jamboree, Scouts all over the world have raised money through the solidarity fund Operation One World.

Operation One World assists Scouts with the costs for their transportation, preparation, participation fee, entry visas and camp equipment as well as costs for their stay in Sweden before and after the Jamboree. Any funds leftover after the Jamboree will be passed on to organisers of the next World Scout Jamboree – Japan in 2015- who will continue to raise money and make sure even more Scouts get to have this once in a lifetime experience!





Dear Scouts,

It is a great pleasure to welcome you to the 22nd World Scout Jamboree in Sweden. As a Scout for more than 50 years I share your excitement that this moment has finally arrived. I have myself attended several World Scout Jamborees and know that this is an experience you will never forget. Sweden is very proud to host this event and welcome young people from all over the world. Together we will make sure that everyone has a great time here at the Jamboree.

*Carl XVI Gustaf
His Majesty the King of Sweden*

Dear Scouts,

A World Scout Jamboree is a moment for us to come together and celebrate the global movement that is Scouting. As Scouts we work towards creating a better world and I hope you will accept the Ultimate Challenge and become Messengers of Peace – taking your experiences here at the Jamboree home with you to help make a difference in your local communities. Take this opportunity, together with Scouts worldwide, to make a change.

*Simon Rhee
Chairperson of the World Scout Committee*





Jamboree Partners



A Member of
The Linde Group



Site Partners



FORTIFIKATIONSVERKET





Life at the Jamboree


Jamboree Layout	21
Who's Who	23
Welcome to Spring	25
Towns and Subcamps	28
Subcamp Centres, Town Centres and Four Seasons Square	30
Contingent Management Team Information	34
Unit Leader Information	36
Adult Food	38
Personal Daypack	39

Jamboree Layout

The Jamboree site is made up of four Towns. Three of the Towns are for participants and their unit leaders and one is for the International Service Team (IST) and other adults taking part in the Jamboree.

The Towns where the participants live are called Winter, Summer and Autumn, while the Town for adults is called Spring. Every Town has its own Town Centre offering lots of services and fun activities! There is also a main square at the centre of the Jamboree site called Four Seasons Square.

The Towns for participants are divided into six Subcamps, making a total of 18 Subcamps on the Jamboree site. Two Subcamps share a Subcamp Centre. All Subcamps consist of a number of Unit Areas, which is where the participants live together with their own and other patrols. Each Subcamp has its own Subcamp Team, who are there to ensure that everything runs smoothly.





Welcome to Spring

As an IST or CMT member, you live in Spring. Even though a lot of your time will be spent elsewhere on the campsite, Spring is a place to return to when you want to relax, sleep, eat or just meet up with friends. All adults are welcome here. Alongside all of the other services available on the Jamboree site, there are also a number of additional services available to you in Spring.

Information Centre

The Information Centre in Spring can help to answer any questions that might concern the adults living here. All questions are welcome and the staff will do their best to find answers to your questions as quickly as possible. The opening hours are 06.00–22.00.

Cafes

Spring has three cafes: Swedish Cafe, Spring Cafe and Relax Cafe. Spring Cafe is a night time cafe, with later opening and closing times, and has a stage where you are welcome to contribute your own entertainment. In the Swedish Cafe you can do badge swapping. For more information about the programme activities in the cafes please visit the Information Centre.

The opening hours for the Swedish Cafe are 10.00–23.00, for the Relax Cafe 10.00–22.00 and for the Spring Cafe 18.00–06.00.



Relaxation Centre

The Relaxation Centre offers hand, foot and facial treatments, and other relaxing activities. It is also a place to go for a coffee or tea in a calm environment. Next to the Relaxation Centre there is also a Hammock Area; here you will find hammocks and bunk beds as well as its very own Finnish Sauna. The opening hours for the Relaxation Centre are 10.00-22.00.

Exercising

Looking for a bit of exercise? Why not head out to the track where you can run, or perhaps even try out Nordic walking. There are also areas for doing different strengthening exercises like push-ups and sit-ups, and some simple exercise machines. Please ask at the Relaxation Centre for more information.

Food House

Spring has its very own Italian food house where you can taste some of Italy's famous cooking, open 10.00-23.00.



Towns and Subcamps

All 18 Subcamps are named after geographical locations in Sweden and are related to the season of the Town in which they are situated. If you are curious about what each of the different geographical places and seasons are known for, here is a short description.

Spring

The light of Spring brings nature back to life.

Summer

The Swedish summer is characterised by long days and warm weather. It is a time for outdoor activities and getting close to nature.

Finnerödja – an area famous for its grand strawberry fields.

Karlstad – a town where it is said that the sun always shines.

Smögen – a small summer town by the sea with fabulous seafood.

Stockholm – a city built on islands and the capital of Sweden.

Vimmerby – the birthplace of the famous children's author Astrid Lindgren, where during summer, you can meet Pippi Longstocking, Karlsson-on-the-roof and her other famous characters.

Visby – a medieval town located on the popular summer island of Gotland.

Autumn

A time to visit the woods or the parks and experience the changing colours of the leaves.

Bohuslän – a province where you can fish for the famous crayfish that is feasted on in early autumn.

Hunneberg – a beautiful national park situated by the largest lake in Sweden, Vänern.

Kivik – a town famous for hosting a big apple market in autumn.

Klarälven – a river where they used to drive logs, now great for rafting.

Sarek – a national park in the far north of Sweden, with a wonderful display of colours in early autumn.

Svedala – in the vicinity of Svedala you can stroll in colourful beech forests during autumn.

Winter

The long nights and cold weather doesn't stop you from enjoying the snow and winter sports.

Jukkasjärvi – a town in northern Sweden famous for its ice hotel.

Kiruna – the most northern town in Sweden.

Mora – after 90 km of skiing this town marks the finish line for the world's longest skiing race.


Polcirkeln (the Polar Circle) – north of here the sun never rises for at least one day in December.

Åre – Sweden's oldest ski resort which has hosted world championships in alpine skiing.

Örnsköldsvik – famous for its world class ice hockey players.

Subcamp Centres, Town Centres and Four Seasons Square

There are a wide variety of activities and opportunities open to you, depending on what you want to do during your free time at the Jamboree. Subcamp Centres, Town Centres and Four Seasons Square all offer spontaneous activities, cafes, various services and much more.



Subcamp Centres

Every two Subcamps share a Subcamp Centre. At the Subcamp Centres participants can find most of the things they need without going too far.

Each Subcamp Centre has:

- An Information Centre and notice boards
- Its own Subcamp Headquarters
- Spontaneous activities to try out
- Stages and evening programme activities
- Corner store with cafe
- Lost and found
- Listening Ears - Someone to talk to if you're feeling blue or alone. For more information about Listening Ears, please see the 'Looking After Yourself at the Jamboree' chapter further on in this handbook.

Town Centres

The Town Centres are meeting places bustling with life all day long. Come here to meet new and old friends, join in the drop-in activities, visit the cafes or just hang out. Each of the Town Centres offers essentially the same services, but with some variation in layout, activities and food, designed to reflect the season of the Town they are located in. Spring is open to adults only, while the other three Town Centres are open to everyone.

Some of the things you can find in the Town Centres are:

- An Information Centre
- A cafeteria
- Spontaneous activities
- An internet cafe

Four Seasons Square and Time Avenue

Time Gate is the main gateway to the Jamboree site, with Time Avenue leading up to the heart of the site - Four Seasons Square. The square symbolises the meeting of the four seasons. At Four Seasons Square you will find useful services like a bank, post office, pharmacy, tourist information, lost and found, etc. For more information on services available please see the 'Practical Information' chapter further on in this handbook.

Some of the things you can find on Four Seasons Square and Time Avenue include:

- The main Jamboree Information Centre
- The food houses
- The World Scout Centre
- The Global Development Village
- The Swedish Exhibition
- The Jamboree Shop
- The Media Centre



Contingent Management Team (CMT) Information

Heads of Contingent Meetings

There will be daily Heads of Contingent meetings during the Jamboree. The meetings will be held 10.00-11.00 in the Heads of Contingent Meeting Tent, located in the World Scout Centre. The first meeting will be held on 26 July and the last on 7 August. At these meetings, Heads of Contingent will receive information updates and are welcome to ask questions and give their input to the Jamboree Organisers. Only Heads of Contingent should attend this meeting.

The meetings will be in English, but interpretation into French will be provided. Each Contingent has a pigeon hole (post box) in the CMT Service Centre where the minutes from the meeting will be distributed the same day.

Contingent Management Team Service Centre

In the World Scout Centre there is a CMT Service Centre. The CMT Service Centre is a place where CMT members can work, find information and get assistance. There are also computers with internet access available for CMT members. However, due to the limited number of computers available there is a restriction on how long they can be used. In the CMT Service Centre there is also a lounge, where you can relax and take time out during the day.

There will be support staff available at the CMT Service Centre 08.00-20.00. In case of emergency you can also call +46 (0)10 471 44 44.

Mentors

To ensure you get the support you need, there will be mentors on hand who will be in regular contact with each Contingent. These mentors will try to visit Contingent Management Teams on a regular basis, giving the CMT members information updates and supporting you with any specific requests that you may have.

The Contingent Headquarters and Exhibition Area

Each Contingent has its own space in the World Scout Centre, part of it used as headquarters for the Contingent and part of it for an exhibition. This is where you can present your National Scout Organization and offer activities that are related to your country and culture. Your Contingent Headquarters/Exhibition Area should be open every day 10.00-20.00 so that your Contingent members and

day visitors can stop by. This also ensures that participants, unit leaders and IST members from your Contingent can find you in case they need your help.

Media support for Contingents

The Media Centre offers support for Contingents with their media work. Here Contingents can access facilities in order to communicate with press and media in their home country.

The Media Contact Person in your Contingent should go to the Media Centre, where they have a special place to work. There they can also access equipment and any support they need to spread the word of the Jamboree to your home country.

Unit Leader Information

The role of the Unit Leadership Team

The Unit Leadership Team is one of the most important factors in creating a good experience for all participants attending the Jamboree. This team comprises four adults; one unit leader for every patrol in the unit. We count on the Unit Leadership Team to make sure that every participant has a meaningful experience that is safe, exciting, fun and educational.

As a unit leader you need to have good judgment and your leadership should be characterised by an attentive, supportive and empowering attitude. You should be good ambassadors for your country. And of course have a lot of fun and remember that you as leaders should enjoy the experience too! Some examples of what else you are supposed to do as a Unit Leadership Team are:

Information and contacts

- Be the first point of contact and cooperate with the Subcamp Team at all times.
- Ensure that one unit leader per unit attends the daily unit leader meetings.
- Take responsibility for sharing all necessary information with the unit.

Practical issues

- Accompany the unit to programme activities.
- Have a daily meeting with the unit.
- Inform the participants of tasks and see that they are carried out.
- Know how to handle a fire blanket, extinguish small fires and how to perform first aid.
- See that patrol tents, equipment and Unit Areas are kept neat and tidy.

Health and morale

- Take responsibility for the health, safety, and morale of the unit.
- Actively encourage all participants to meet new friends.
- Be responsible at all times for the proper behaviour and conduct of the members of the unit.
- Oversee the cooking and ensure that participants eat a well-balanced diet.
- Ensure participants understand and adhere to the Jamboree rules and any unit rules they may have agreed to before the Jamboree.
- Provide the participants with information and guidance on relationships, including sexual relationships as appropriate. Please see the chapter 'Looking after yourself at the Jamboree' for more information.

Unit leader meetings

Unit leader meetings will be held in each Subcamp Centre every day 10.00-11.00. The first meeting will be held on 28 July and the last meeting on 6 August. The hosts for these meetings are the Subcamp Team. One unit leader from each unit is expected to attend these meetings. The meetings will be held in English and will contain day to day practical information focusing on local issues and participant activities. These meetings are also an opportunity for unit leaders to raise questions related to Subcamp life.



Adult food

If you are a unit leader, you will be preparing and eating together with your patrol. Please see the Participant Handbook for further information.

As an IST or Contingent Management Team member you will be eating in the dining halls in Spring. There are two dining halls, serving three meals a day:

- Breakfast 05.30-09.00
- Lunch 11.00-14.00
- Dinner 17.00-22.00

The dining halls will serve hot meals for both lunch and dinner. Arriving at the dining hall you should queue up at one of the four entrances. Inside each of the dining halls you will find stations all serving the same menu.

After you finish eating you should take your tray to the washing up area. In order to make room for the next person to have their meal, please do not stay seated longer than necessary. If you have spare time, you can instead go to the round standing tables for coffee, tea or to chat with your friends.

The menu is based on beef, poultry, mutton and fish. Vegetarian food and rice will also always be available. If you have registered any allergies or other special dietary needs that mean that you cannot eat that day's standard menu, there will be a designated food station in each dining hall where you can collect your meal.


Personal Daypack

You should always bring

- Clothes suitable for different types of weather. Always be prepared for rain showers!
- Hat
- Sun block
- A bottle filled with water
- Sitting mat
- ID card
- Jamboree scarf

For Arena Events also remember

- Scout or Guide uniform at Opening and Closing Ceremony



Diamond Sponsors



Sony Ericsson



ahlsell
gör det enklare att vara proffs

SWEA[®]

STILL



storaenso



MALMBERG



resia ●



Practical Information

Looking after yourself at the Jamboree	43
Necessities	52
Services	59
Food and Shopping	62
Jamboree Media	66

Looking after yourself at the Jamboree

Ten ways to stay safe and healthy:

1. Drink plenty of water and always carry a bottle with you. Remember, the tap water at the Jamboree site is safe to drink.
2. Eat and sleep properly.
3. Don't store food that might go bad.
4. Use hand sanitizer several times per day and always after visiting the toilet and before handling any food.
5. Protect yourself from the sun.
6. Shower regularly and take special care of your feet.
7. Always wear your Jamboree scarf and ID card.
8. Bring the Jamboree map.
9. Bring a torch (flashlight) during night time.
10. Take care of yourself and others around you.

You will have more fun at the Jamboree if you don't get sick or injured, so take care!

Medical services

On the Jamboree site there are medical personnel available around the clock to help with injuries or acute illness. If you need help First Aiders are patrolling the area day and night; they wear yellow fluorescent vests with "First Aid" written on the back. They can alert others and call for an ambulance, if needed.

There are two Health Centres for participants and unit leaders (open 07.00-22.00) and one for adults living in Spring (open 07.00-24.00). The Health Centre in Spring is open until 03.00 during the Module Activity Dream and then welcomes both adults and participants. The Health Centres are the places where you should seek first hand medical attention. During night time or with a referral from a Health Centre you can visit the Medical Centre, which is open 24 hours a day. See the Jamboree map for the location of the different centres.



When seeking medical attention participants should be accompanied by their unit leader or another adult, if this is not possible then they should bring a friend.

Always keep your Jamboree ID card with you. When registering at the Health Centre your ID card allows the medical personnel to know who you are, and to look up your details. It is therefore very important that you look after your ID card and do not use somebody else's or allow anyone else to use yours as this could be very dangerous. It is also important to bring any information about any allergies or regular medication.

If you need to be sent to the hospital in Kristiansstad, they will require information about your health insurance. EU-citizens should bring their blue health insurance card and non-EU citizens their insurance details.



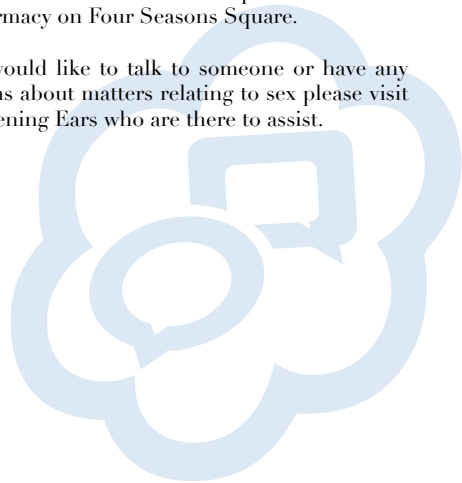
About sex and relationships

Attitudes towards sex vary greatly in different societies and cultures around the world. As an adult at the Jamboree there are a few things that you need to remember:

- You should never feel pressured to do anything you do not want to do.
- You should always be respectful of other people's customs and beliefs.
- In Sweden it is illegal to have sexual intercourse with anybody under 15, even if they consent.
- As an adult (18 years of age or older) at the Jamboree you are in a position of trust. As such, you should not have a sexual relationship with a person under the age of 18.

It is important to always take care of yourself and others. Condoms are the best way to protect against infections and pregnancy, and they are available at the Health Centres. You can also purchase them at the pharmacy on Four Seasons Square.

If you would like to talk to someone or have any questions about matters relating to sex please visit the Listening Ears who are there to assist.



Safe from Harm

Our vision is to have a World Scout Jamboree free from abuse or harassment of or between young people and adults.

Everyone has the right to get help if they are victims of abuse, or if they observe or find out about abuse happening to someone else. The goal for the Jamboree is that everyone will be protected from all types of abuse; bullying, physical, emotional, sexual and neglect.

As a part of the IST training, all IST and Planning Team members have completed the Safe from Harm course. Below is a short summary of the main part of that course:

- Treat everyone with dignity and respect.
- Be courageous and act if you see something that is not okay, encourage others to do the same.
- Sometimes it is enough that you say something, to let the person know that their behaviour is inappropriate.

- Set an example you wish others to follow.
- Allow young people to talk about any concerns they may have, but never promise not to tell anyone else.
- Be careful with young people's feelings and integrity. Avoid flirting and do not have any sexual relationship with a young person.
- Remember, someone else might misinterpret your actions e.g. touching, bad language.
- If you suspect abuse, take it seriously and act immediately.

If you hear about or become aware of abuse of any kind you should act. This is not always easy, but remember - the Action Card can help. The most important thing is that you do something.

Action Card for Child Protection

If a young person tells you about being abused by someone

- Believe him or her. Do not make judgements. Ask open ended questions, like “What happened?” Never give a promise of silence or solutions.
- Ask for their name, Contingent and which Subcamp she/he belongs to.
- Take the person with you and contact the closest Information Centre, Strolling Steward, First Aider or Listening Ear/Child Protection Officer.

If you suspect abuse or are concerned about the well-being of someone

- Think clearly. What do you suspect is happening?
- Try to identify the persons involved, both the abused and the abuser.
- Contact the closest Information Centre, Strolling Steward, First Aider or Listening Ear/Child Protection Officer.

If you witness any kind of abuse taking place

- You have to act, right away. Try to bring another adult with you.
- Walk into the situation and interrupt. Ask something like “What is going on here?”
- Find out who the people involved are. Name, Contingent, Subcamp.
- If possible take the person being abused with you, away from the situation.
- Contact the closest Information Centre, Strolling Steward, First Aider or Listening Ear/Child Protection Officer.

Listening Ear and Child Protection Officers

If you need to talk to or get advice from another adult you are welcome to come and speak to someone in the Listening Ear team. Their role is to be there for you when you need someone to lean on; no issues are too small to be heard. The Listening Ear team are also supported by Child Protection Officers who are professionally trained to handle sensitive matters.

Listening Ears and Child Protection Officers are available at the Subcamp Centre cafes, and at Swedish Cafe and Relax Cafe in Spring. They are available during normal cafe opening hours and will be easy to identify.



Special needs

If you have questions about special needs, for example where to charge wheelchairs or store medicine, you should contact the nearest Information Centre.

Safety

For safety reasons, it is important that you wear your Jamboree scarf and ID card at all times. These items identify the different categories of people at the Jamboree and show who is allowed where. If you see a friend without their Jamboree scarf or ID card, please remind them to always carry these items.

There are Strolling Stewards and First Aiders around the area both night and day, to make sure it's safe for everyone. Security Stewards are manning all gates and patrolling the area. All staff who work with safety are easy to spot as they wear yellow fluorescent vests with their function on the back, i.e. Steward or First Aid.

Police

The Swedish Police have a hub next to the Medical Centre and which is manned 08.00-24.00. Here you can report thefts and other crimes.

Personal valuables

On the Jamboree site there are no safety boxes for storing valuables, such as passports and tickets. Talk to your Contingent Management Team to see what arrangements your Contingent has made.

Fire safety rules

Never leave a fire unattended. The person who lit the fire is also responsible for putting it out properly.

- The lighting of fires on the Jamboree site is only allowed for stoves and at designated fire areas.
- The distance between kitchen tents and sleeping tents must be at least 8 metres.
- The distance between kitchen tents to storage tents must be at least 4 metres.

- At each cooking place and fireplace there must be gloves and at least one bucket with water.
- Paraffin lamps or heaters, gas or spirit burners etc. and especially naked flames are not allowed in sleeping tents due to the risk of fire.

Fire fighting equipment

In every Unit Area there must be at least:

- 4 buckets filled with water
- 1 blanket (wool or fire blanket)



Necessities

Water

Sweden, and especially the area where Jamboree is situated, is known for its pure and good tasting drinking water. The tap water is clean and safe to drink.

It is important to ensure that we use water responsibly and you should always remember the following things:

- Water is perishable and should be fresh! When you collect water in cans, only take as much as you will consume during the day and go back for more if you run out.
- Feel free to fill your water bottle or cup from any of the water posts located around the Jamboree site, but please do not drink directly from the hose on the water posts!
- For your health and safety, all taps and hoses are cleaned with disinfectants several times a day. You can also help by being careful with your hand hygiene before collecting water.

Toilets

You will find toilet blocks at various locations around the site. Most toilets are flush toilets. There are separate male and female toilets, as well as special toilets for the disabled. Some of the toilets are 'squat' type toilets. All toilets are clearly marked with symbolic pictures.

The only thing you can put in any of the toilets is toilet paper. Sanitary waste should be put in the special bins provided, and all other waste should be placed in the correct recycling bin.

The sinks outside the toilets are for washing your hands after visiting the toilets. For other body care, you can either use the sinks outside or the ones in connection to the shower areas.

All toilets are cleaned regularly, but you should still help to keep them tidy. This will make them nicer for everyone to use.

If you discover anything wrong with the toilets or their condition, please report this to the maintenance team who are wearing orange vests or the nearest Information Centre.

Showers

Since you will be very active during the day, and the weather hopefully warm, it is important to take care of your personal hygiene.

There are separate showers for participants and adults. There are also separate male and female showers. Special showers for the disabled are situated in the disabled toilets. The showers are marked with pictures to show who they are for.

For your comfort, the showers have a fixed warm temperature, so please do not run the water unnecessarily to get it hotter. Water at the Jamboree is limited so we all need to do our best to only use the necessary amount.

If you find any problems with the showers or their condition, please report this to the staff or the nearest Information Centre so they can notify the maintenance team.

Recycling and waste management

At the Jamboree, and in everyday life, it is important to minimise our impact on the environment. To be able to do this, we all need to sort and throw the waste in the correct bins. Thank you for helping with this, you are making a major contribution to protecting the environment!

Each thing that we can reuse saves the earth's resources. Leftover food is processed into biogas that is used as fuel for cars and buses, and the left-over sludge is used as agricultural fertilizer. An old newspaper becomes part of a new one, and a shampoo bottle can become a hairbrush. In addition, less energy is used to make new products from recycled materials, compared to using new materials such as wood, oil, and iron ore.

How to sort waste in the Unit Area:

The participants are allowed to dig a wastewater pit in their Unit Area for wastewater from washing up or washing. Here are some simple steps to help them sort waste:

1. When you cook, save all packaging.
2. When all dishes are washed, use your dishwasher to rinse out dirty containers.
3. When the packaging is clean, sort them into the intended bins and place leftover food from the plates in the special bag for food waste. Remember to put the lid back on, to avoid attracting birds.
4. You should filter all washing up water in the wastewater pit in your Unit Area, and deal with any food or other particles as rubbish.
5. Once full, take the recycling boxes to a recycling station next to the Participant Food Shop, and empty them in the containers provided.

How to sort waste when you are in the common Jamboree areas:

In cafes and shops, there are recycling bins for packaging materials and items sold on the spot. Sort as much as possible as close to the source as possible.

Along the roads there are bins for sorting the most common waste types. All around the Jamboree site there are bins where you can throw away the rubbish that cannot be recycled.

Food waste

Food waste includes food scraps, potato peel, meat and fish waste, egg shells, paper towels and napkins. Food waste should be placed in the special paper bag for food waste, which fits into the designated waste bin. The bag should be taken, in the bin, to the recycling station and placed into the correct container. Remember to put the lid back on, to avoid attracting birds.

Newspapers

Newspapers, magazines, brochures and writing paper are sorted separately.

Cardboard

Paper boxes, milk and juice cartons, flour bags, cardboard boxes, paper bags, toilet rolls and corrugated board; these are all examples of paper packaging.

Plastic packaging

Plastic bottles, cans, small buckets and food containers, plastic corks or caps and plastic bags are examples of plastic packaging.

Metal

Some examples of metal containers are cans, tea light holders, tubes and other containers made of steel or aluminium.

Glass packaging – clear glass

Glass bottles and jars, for example, jam jars and juice bottles.

At the Jamboree only clear glass containers are sold and handled. If you have any coloured glass for recycling, give it separately to the staff at the recycling station.

Hazardous waste

Batteries, faulty electronics, medicine and chemicals are all considered hazardous waste. It is important to handle hazardous waste separately and give items like these directly to the staff at the recycling stations.

Residual waste


Waste that cannot be sorted in any of the above categories, or if the packaging is very dirty, is to be sorted into the residual waste bin.



Pioneering poles and firewood

Pioneering poles and firewood are available from designated areas close to the Subcamps. The pioneering poles are for participants to build pioneering constructions. The firewood is to be used for cooking and camp fires.

It is important to follow the instructions from the staff responsible for the pioneering poles and firewood, to ensure that there are enough for all, and to prevent accidents or mishaps when collecting the wood.



Taking care of the Jamboree site

The Jamboree site is an old military exercise area with a rich plant and animal life. It is now used for grazing cattle and as a recreation area, under the Swedish Public Right of Way. Please respect the site and follow these rules:

- Do not damage any trees, plants or disturb other wildlife.
- Do not remove any stones from the stone wall. These are cultural heritage and protected as such.
- Sort all your rubbish into the correct bins. Remember, this Jamboree is a recycling camp.
- Do not dig holes, other than for Unit Area wastewater pits.
- You must restore the ground before leaving the site.

Problems with equipment

If you have any problems with your equipment during the Jamboree, depending on what type of equipment you have, please follow the advice below.

Personal equipment

If you need any additional personal equipment, please visit any of the corner stores or the Jamboree Shop where you will find a selection of supplementary equipment.

Patrol kit and unit equipment

If participants have problems with malfunctioning equipment in their patrol kits or unit equipment they should visit the Patrol Kit Service Centre located next to the Participant Food Shop in Autumn.

Other equipment

During the Jamboree you may also have problems with other types of equipment, such as your personal tents. Please contact your closest Information Centre if you need help.



Services

Information Centres

The Information Centres provide information and assistance to everyone attending the Jamboree, including handling lost and found items. All of the Information Centres have a notice board with important information. During the opening hours staff will be available to help you and answer all your questions.

You will find the Information Centres at:

- Subcamp Centres – Open 08.00-22.00
- Town Centres – Open 10.00-22.00
- Spring - Open 06.00-22.00
- Four Seasons Square – Open 09.00-22.00

Internet

At the Town Centres there are internet cafes with internet connected computers that you can use free of charge. If you have your own smartphone or laptop, you can also connect to the free wireless network in the surf zones, located at Town Centres

and Subcamp Centres. Please remember that using your phone abroad can be very expensive, so be careful not to surf on your phone unless it is connected to the wireless network.

Charging stations

If you have a device that needs recharging, such as a telephone or camera, you can bring it to the manned charging station at your Town Centre. To use one of the electrical sockets you must first buy a ticket at a Town Centre cafe and then hand the ticket to the charging station staff together with your device and charger.

If a converter is needed in order to charge your electronic equipment, you must bring your own converter so that your charger can be inserted into an F-type socket (only C-type “Europlug” and F-type grounded plugs will fit). Note that the Swedish main power system uses 230 V/ 50 Hz. Please check that your charger is compatible.

Pharmacy

There is a pharmacy located on Four Seasons Square. The pharmacy sells self-care products, over the counter medication and prescription medication. To be able to buy prescription medication you must first contact the Medical Centre before visiting the pharmacy. The pharmacy is open 08.00-20.00. For more information about the medical facilities on site please see 'Looking after yourself at the Jamboree' earlier in this chapter.

Laundry

In the corner stores you can buy detergent for hand washing your clothes in your Unit Area. There is also a limited possibility to pay for a laundry service. You can hand in your laundry next to the post office on Four Seasons Square.

Phone

Payphones are available at the Town Centres. Phone cards for the payphones and prepaid cards for mobile phones can be bought from the kiosks.

Post

Incoming post to participants and unit leaders will be delivered to their Subcamp and distributed to the unit leaders. Incoming post to IST members will be distributed in Spring. Post for CMT members will be distributed at Contingent Headquarters.

Postcards, stamps, envelopes and boxes are available to purchase from different sales points on site. Postboxes are placed in the Town Centres and on Four Seasons Square.

The 22nd World Scout Jamboree has special postmarks, one for each day. All outgoing postcards will be stamped with these postmarks.

Bank and ATM

All prices at the Jamboree are set in Swedish krona (SEK) which is also the only currency that is accepted in cafes, shops etc. If you need to withdraw money using a credit/debit card you will find an ATM on Four Seasons Square, which you will be able to use 24 hours a day.

On Four Seasons Square you also find the bank where you can, among other things, exchange currencies.

Opening hours for the bank:

25 - 26 July:	13.00 - 16.00
27 - 28 July:	10.00 - 19.00
29 July - 7 August:	13.00 - 19.00
8 August:	10.00 - 14.00

Paying with your Jamboree ID card

In order to keep the amount of cash to a minimum on the Jamboree site we encourage everyone to use credit/debit or cash cards. Your Jamboree ID card also has a cash card function. The card can be charged with money and used for payment at all the sales points on site except at Participant Food Shops. Your card can be charged either over the internet or at the charging stations on Four Seasons Square. Should you lose your Jamboree ID card, report it immediately to any Information Centre on

the Jamboree site. The ID card will then be locked from further usage, both as an ID card and as a cash card. To get a new ID card you will have to visit the Information Centre on Four Seasons Square. Participants must be accompanied by a unit leader or a member of their Contingent Management Team. Adults will need to be accompanied by another adult (IST, CMT or unit leader) with a valid ID card.

Guided tours

Do you have family and friends who are coming to visit? Guided tours (about 40 minutes long) of the Jamboree site are offered for day visitors 10.00-17.00 every day, except during Cultural Festival Day. They start from the Information Centre on Four Seasons Square. Day visitors are welcome to visit all the common areas of the Jamboree, but are not allowed to enter Unit Areas unless invited and accompanied by someone living in that Unit Area.

Food and Shopping

Lost and found

If you have lost or found something, you should go to the nearest Information Centre. To make it easier for the Information Centres to return your lost items, make sure all your belongings are tagged with your name and country.

Valuable items that we cannot trace to their owner will be kept for 30 days after the Jamboree. After 30 days, items with a high value will be turned over to the police in Kristianstad. Underwear, swimming clothes, hair brushes and other personal items will not be stored for hygienic reasons.

If you lose your Jamboree ID you report it immediately to any Information Centre. To get a new ID card you will have to visit the Information Centre on Four Seasons Square. Participants must be accompanied by a unit leader or a member of their Contingent Management Team. Adults will need to be accompanied by another adult (IST, CMT or unit leader) with a valid ID card.

There is a main cafeteria in the Town Centres in Winter, Summer and Autumn serving hot food during lunch, as well as hot and cold beverages, sandwiches, snacks, ice-cream and also some lighter meals all day long. The cafeterias are open 10.00-22.00. There are also a number of smaller outlets serving the Town's seasonal specialties, and cafe sections in the corner stores located in each Subcamp Centre.

Swedes are so keen on taking regular coffee breaks, often together with a small cake or some cookies, that they have invented their own word - "fika" - for it. Try it yourself – buy your fika in a cafe, then sit down and relax!

Food Houses

The food houses offer a wide range of dishes to try from around the world. Each food house is organised by a certain country represented at the Jamboree, all with their own unique theme offering both national specialties and innovative cuisine. Many food houses also offer different activities. The Food House Area is situated south of Four Seasons Square. The general opening hours are 10.00-22.00, and adults can stay until 24.00. Adults can also enjoy the Italian Food House located in Spring. Don't miss this opportunity to enjoy a tasty as well as cultural experience!

Corner Stores & Subcamp Cafes

At each Subcamp Centre you will find a corner store where you can buy snacks, drinks and essential toiletry items. In the corner stores you will also find two cafe sections. Each cafe has its own theme and atmosphere for you to discover. The general opening hours are 08.00-22.00.

Kiosks

The kiosks, located all over the Jamboree site, sell a range of refreshments, soft drinks and ice-creams. In Spring you will also find kiosks that sell a wider selection of products. The kiosks are open 09.00-22.00.

Jamboree Shop

At the Jamboree shop on Four Seasons Square you can find an assortment of clothing, outdoor equipment, souvenirs and Jamboree profile items. The shop is open 10.00-22.00.

Town t-shirts

Show your colours



Buy your t-shirt in the Jamboree shop at Four Seasons Square.
Opening hours 10-22. Special offers every day.
Welcome!



Jamboree Media

To keep up to date with all the Jamboree news, enjoy exciting stories, get all kinds of Jamboree gossip, sing along with songs from all around the world, watch Jamboree life and to be part of a unique social media experience, there will be a broad range of Jamboree media.

Come along to the Media Centre on Four Seasons Square to see Jamboree media being produced. This is also where you find the news desk, which throughout the Jamboree wants to hear your stories, ideas and news that you want to share with the world.

Jamboree Magazine

The Jamboree Magazine offers you the most interesting, exciting, special and important stories that unfold in front of your eyes or behind the scenes. The magazine offers a full range of featured stories, a lot of images and even cartoons. Young corre-

spondents as well as IST reporters will produce stories in English, French and maybe your own language as well. The Jamboree Magazine is distributed on July 28, 30 and on August 1, 3, 5 and 7.

Jamboree TV

The Jamboree TV is all about 'Jam N', a daily 30 minutes TV show. The show includes interviews, motivational stories, entertainment and images of the Jamboree life as well as a daily weather update and a lot of surprise elements. The programme airs at 20.00 every day on screens all around the Jamboree site. A motivated team of professional TV reporters, IST members and even young correspondents bring you this programme in English and French, including subtitles for some parts of the show. Pay close attention to the screens though because Jamboree TV will have other great programming throughout the day.

Jamboree Radio

The Jamboree Radio is an FM radio channel that you can listen to with your own receiver all around the Jamboree site. The channel offers 16 hours of live daily programming, which includes a broad range of music, featured stories and reports in English or French, regular news bulletins in different languages, and a unique daily radio show with your greetings on air. The programme starts at 07.00 and is on air until 23.00. IST radio reporters and even young correspondents are giving their best to inform and entertain you.

To listen in, tune your receiver to 94,5 MHz or go to www.worldscoutjamboree.se for a live webstream, where you can also send e-mails directly into the studio.

Jamboree Web

To enhance your Jamboree experience and involve your friends at home, check out the Jamboree website or follow the event using social media. The

website www.worldscoutjamboree.se is regularly updated throughout the Jamboree and is available in English and French. Here you will find an online edition of the Jamboree Magazine, clips from Jamboree TV and a live webstream of Jamboree Radio. You can also share your stories through the Jamboree blog portal on www.simplyscouting.se or follow the camp on Facebook www.worldscoutjamboree.se/facebook and Twitter www.worldscoutjamboree.se/twitter (@Jamboree2011 / #jamboree2011.)




Young correspondents and spokespersons

A World Scout Jamboree is all about young people, and we want the ones taking part to tell their story. Young correspondents have been selected by their Contingents to convey the Jamboree experience to fellow participants, people back home and to the rest of the world. They will be contributing content to the Jamboree media and write stories for media in their own country.

There are also young spokespersons, also chosen by their Contingents, who will be speaking to professional journalists visiting the Jamboree. The young spokespersons will be spending part of their activity time in this programme.

For more information please visit the Media Centre on Four Seasons Square or talk to your Contingent Media Contact Person. The Media Centre is open 9.00-18.00.





The Programme

The IST Experience	72
Scheduled Activities	78
Spontaneous Activities	95
Faith and Beliefs	101

Everything you do at the Jamboree is considered part of the programme, and it is up to you to create the best possible Jamboree experience for the participants, yourself and those around you. This chapter will give you just a few ideas of what is on offer!

The Jamboree programme is developed to meet the challenges of the world today. With a focus on the Scout Method and the Jamboree key concepts we have designed a programme to cover all aspects of personal development: physical, spiritual, social, emotional, and intellectual.

Some Jamboree activities will be scheduled for a certain time for everyone attending the Jamboree, such as the Arena Events and the Cultural Festival Day. Other activities are scheduled separately for the participants, like the Module Activities and Camp in Camp. Most days the scheduled programme for the participants will end early after-

noon and the rest of the day they can choose from a wide variety of activities in their Subcamp and all over the Jamboree site.

As adults you are welcome to enjoy the activities in Spring, as well as the common areas of the Jamboree. On top of this, there is also a dedicated experience programme for IST members.

Our goal is that when you get home, you will be able to share everything you have learned, the feeling and atmosphere, and thereby contribute to the development of Scouting in your home country and take an active role in your community. Remember, you may think you have a lot of time at the Jamboree but two weeks can go by very quickly - so go out and enjoy it!

For information about when the different Subcamps will participate in scheduled activities, please see the Subcamp schedules.

The IST Experience

The 22nd World Scout Jamboree introduces the IST Experience. It consists of taking part in the IST Introduction Programme, living and working as part of an international patrol to help run the Jamboree and, on top of this, you and your patrol will also participate in an exciting IST Experience Programme, made especially for you.

We hope that your IST Experience will give you the opportunity to learn new skills that will contribute to your personal development and help you develop Scouting when you return home.

Having problems working in your patrol?

Ask for IST Patrol Support at the Spring Information Centre if you have any problems or issues within the patrol or relating to your tasks. Please do not hesitate to contact IST Patrol Support – they are there to help you!

IST Introduction Programme

The IST Introduction Programme is a four hour programme, which takes place on 26 July. This is where you get to know your new patrol, learn about the different cultures at the Jamboree, get to know the site, and get a little taste of the IST Experience Programme.

The IST Introduction Programme consists of four main themes and after completing each part you will get a stamp. Once you have collected all four stamps, please go to the Information Centre in Spring to finish the last part of the Introduction Programme.

You will get stamps for completing:

- Enjoy Friendship
- Enjoy Cultures
- Enjoy Spring
- Enjoy IST Experience Programme

You will receive a badge after participating in the Introduction Programme.

IST Experience Programme

We are offering you an educational, interesting and challenging programme designed to enhance your Jamboree experience. The IST Experience Programme is built on four themes: Our World, Personal Development, Spiritual Experience and New Skills. Within each theme different IST-modules are offered.

Sign up at the Spring Information Centre for the theme you want to attend two days in advance. Registration closes at 20.00 each day, so if you for example want to attend an IST-module on Wednesday afternoon you will need to sign up before 20.00 on Monday.

Our World

Have you ever thought about how much knowledge there is in the world, or how many different perspectives exist? Our World gives you the opportunity to get to know more about our planet and to take care of those who inhabit it. Try seeing the world through new eyes, or take part in our climate debate to discuss how, together, we can change the world.

Personal Development

During the Jamboree, and in all parts of Scouting, we work in patrols. When being put into new patrols we face new challenges. Take this chance to develop your knowledge about how you function in a group and how groups generally work. Improve your leadership skills and get to know different styles of leadership and how to collaborate with other individuals.

Spiritual Experience

With tens of thousands of people around you on the Jamboree site, you have to be able to reflect and process all the new impressions you get. We all have different ways of handling this and Spiritual Experience offers you an opportunity for meditation, reflection and exploration of different faiths and beliefs. Have you ever wondered how to meditate? Or perhaps you would like to explore the forests surrounding the Jamboree site, and reflect on nature's great mysteries? If so, sign up for the Spiritual Experience theme.

New Skills

Do you feel like learning how to dance, or maybe you would like to try a new instrument? If you want to use your hands and body, you should sign up for the New Skills theme. Here you will get to try a variety of different dances or instruments from around the world, or perhaps even get the chance to try out some Nordic woodcraft.

The IST Experience badge

Completing two modules within different themes will give you a silver emblem to the Introduction Programme badge. If you complete three modules from different themes (of which at least one is with your whole patrol) you will get a gold emblem.

Participation

Collect your stamps from the IST Experience Programme and the IST Introduction Programme here, to earn your badge.

Introduction Programme

--	--	--	--

Our World

--	--	--	--

Spiritual Experience

--	--	--	--

New Skills

--	--	--	--

Personal Development

--	--	--	--



Scheduled Activities

Arena Events

There will be four major events where everyone attending the Jamboree gathers together in front of the main stage. Three of the events will be inspired by the Jamboree key concepts - Meetings, Nature and Solidarity - while the fourth will be a Lighthouse Celebration. There will also be an opening and a closing show for IST and Planning Team members!

IST Opening Show (26 July):

the 26 July is a day dedicated to IST members. After completing the IST Introduction Programme and learning about your role and tasks at the Jamboree, we will gather for the IST Opening Show, and end the day with a Jamboree party in Spring.

The IST Opening Show starts at 21.00.

Meetings, the Opening Ceremony (28 July):

through music, performance and fun you will get to know Sweden while meeting the world. Enjoy all the colours of the flag parade and the raising of the WOSM flag. Be sure to bring your best dance moves as you and tens of thousands of other Scouts will dance the Jamboree Dance together.

The Opening Ceremony starts at 21.00 and ends at 22.30.

The Lighthouse Celebration (30 July):

Scouts from all over the world come together for a special Lighthouse Celebration. The theme of the event is “Be a Lighthouse: Building on Common Beliefs” and will feature appearances of Scout groups of various denominations from all over the world, music and a special message to all Scouts.

The Lighthouse Celebration starts at 16.00 and ends at 17.00.

Nature, the Mid Event (4 August):

take a tour through the beautiful Swedish nature, mixed with performances. This event marks the finale of the Cultural Festival Day when we welcome the Camp in Camp host groups to the Jamboree site and will be the largest Arena Event!

The Mid Event starts at 20.00 and ends at 21.30.

Solidarity, the Closing Ceremony (6 August):

the final show and the final day – this will be a tribute to solidarity and friendship all over the world. We will also pass on the torch to Japan for the 23rd World Scout Jamboree. As we remember the good times we had at the Jamboree, great artists will entertain you. When the show is over the night has just begun, music will fill the field and obviously there’s only one thing left to do – dance!

The Closing Ceremony starts at 21.00 and ends at 23.00.

IST Closing Show (7 Aug):

it is time to say good bye, which will be done with an IST Closing Show. This is the time for the Jamboree Organisers to thank the IST members for the work they have done. And of course, there will be a closing party after the closing show.

The IST Closing Show starts at 21.00



Module Activities

The participants will be taking part in five different Module Activities: Global Development Village (GDV), Dream, Quest, People and Earth. All these activities take place 10.00-15.00, except the night-time activity Dream which takes place 23.00-02.00. Unit leaders should accompany their patrol to the Module Activities, to share the experience with them.

Throughout the Module Activities, Camp in Camp and Hike in Camp programme, the participants will have an opportunity to achieve the Jamboree Award. At their first activity they should collect their bracelet and their first bead (award) to start their collection. There are six different beads to collect, one colour for each programme day.

Global Development Village

The participants will gather at the Global Development Village (GDV), a place for solidarity where they can learn to think globally and act locally to make a difference and create a better world.

What issues are most important for the world today?

- Peace: Is the lack of peace the reason for the injustices of the world?
- Health: What can we do to prevent diseases and epidemics in order to give people a better life?
- Human Rights: What rights do you have?
- Entrepreneurship: How do you run a project or a company?
- Environment & Sustainability: Is the way we are living sustainable to preserve the world for coming generations?
- Information & Communication Technologies: Social media is great fun, but how can it be used to help people?

Before entering the Global Development Village, the participants should ask themselves what they think is most important for them. They can create their own GDV experience by following the signs of the theme that catches their interest!

Dream

This is the Jamboree night activity, where the participants can discover their inner self and take a journey through the circle of life. They will meet many people along this journey, some they know and some they do not. This is a chance for them to open their mind and eyes and see life from a new perspective. They might even learn a little bit more about who they are.

As this is a night time activity, the participants should bring a torch (flash light) with them for their journey to and from Dream. As this activity takes place during quiet time, they should also try not to make any noise on their way to and from the activity area. The following day the participants will not have any scheduled activity in the morning, in order for them to rest after the night's adventures.

Quest

When the participants arrive at Quest they enter a reality where they will visit worlds from different eras in time. Within each world they'll be in their patrols taking part in physical activities, with games to test their mind and help them meet others.

The participants should be prepared to run through the forest, climb over trees and explore "caves". They will use their mind to communicate with others, solve the puzzles and complete the challenges. Relax and meet others while dancing, listening to music or playing silly games.

This will be a physically active module, so the participants should make sure they wear suitable clothes.

People

When the participants arrive at People they will be greeted by a team of enthusiastic IST members who will offer them the chance to experience and explore many of the elements that make up world cultures. They will explore the cultural groups that they belong to and find out more about who they are and what they believe, what things they have in common with their brother and sister Scouts and the things that make them a unique individual. Maybe they can come up with a culture of their own together with their patrol. The city of people will be filled with parks and streets, theatres and a market, a city of tranquillity and noise, laughter and music. What better way to learn more about yourself and the people around you.

Earth

What do you actually know about the planet you are living on?

Why does a light bulb shine?

Why do rivers bend?

What happens to my cup of tea when I pour it out on the ground?

The Earth module focuses in a hands-on way on the participants' questions about how our planet works. Through this workshop based event, the participants create wind power plants and build rivers and landscapes in our model world. We will purify water and work with sand. Before the participants come along to Earth we encourage them to think about their home environment and about what steps they can take to make it better. What can you as adults do to help the environment?



Hike in Camp and Camp in Camp

All participants will take part in an off-site activity to experience the beautiful nature of southern Sweden. There are two different activities, Hike in Camp and Camp in Camp.

At the Jamboree all units will be informed whether they are going to Camp in Camp or Hike in Camp. On the morning of departure, IST members from Hike in Camp and Camp in Camp will come to the Subcamp and accompany the patrols to the departure point where buses will be waiting to take them to their activity. Unit leaders must accompany their patrols on the activities.

Hike in Camp

About one third of the participants will go on Hike in Camp, a one day hike along beautiful hiking tracks. They will return to the Jamboree site in the afternoon and sleep on site. Two patrols of different nationality will be put together in a hiking group and in the evening the hiking group will have dinner together in their Subcamp.

For Hike in Camp the participants need to wear strong footwear and clothes for walking and being outdoors the whole day. They shall bring a packed lunch, including extra water to drink, and clothes for any weather.

Camp in Camp

Scout groups from the whole of Sweden and some from Denmark, Norway and Finland, have located their annual summer camps in the area surrounding Rinkaby. They have been preparing for this for over a year and are looking forward to meeting everyone.

Camp in Camp will take place on a small campsite no more than a two hour bus ride from the main Jamboree site. It is an overnight stay, from lunch to lunch, and the participants will go together with their patrol and at least four other patrols from different countries.

Each Camp in Camp experience will be different as the Nordic Scout groups are responsible for the programme. A lot of the participants will probably try canoeing or swimming in a lake, others may collect wood and cook food over an open fire, and everyone will play new games and, most importantly, meet new friends and finish off with a fun campfire in the evening!

What participants and unit leaders need to bring:

- Clothes for a day. Keep in mind that the weather can change quickly, so do not forget your rain gear and strong footwear.
- Swimming gear (optional)
- Eating utensils
- Personal toiletries
- Your sleeping bag
- A sleeping mat - try to avoid bringing camping beds or big mattresses.

The Camp in Camp hosts will provide tents for you so you do not need to bring your own.

Food

Patrols will need to bring food for two lunches, one dinner and one breakfast. Camp in Camp hosts will provide all regular kitchen equipment. However, if the patrols need special kitchen utensils they should bring them with them. As they will be travelling around lunchtime the lunches should be cold and easy to prepare. Please see the Cook Book for helpful suggestions on what type of food to bring.

Contact Details

When on Hike in Camp or Camp in Camp the unit leaders will always have the opportunity to contact staff at the Jamboree site. If they need any kind of support they should call Camp in Camp Office on +46 (0)10 471 42 62.

If medical support is required the unit leaders should contact the Emergency Call Centre on +46 (0)10 471 49 99.

In cases of emergency, the unit leaders should call 112 (the Swedish Emergency Services number) and state who and where they are.



Cultural Festival Day

The 4th of August will be all about Cultural Festival Day, when everyone gets to experience and share the world cultures represented at the Jamboree. This is also when the Camp in Camp hosts will be visiting the site. The hosts from Camp in Camp will arrive in the morning and start off with a guided tour. The afternoon is open for them to experience the Cultural Festival Day and the whole World Scout Jamboree.

During the Cultural Festival Day the different Sub-camps and Town Centres will offer a range of activities and games. The different Contingents will prepare typical food from their home countries that you can sample during the afternoon.

Before the evening show you have the opportunity to dress up in your finest traditional costume and participate in the parade from the Town Centres to the main arena. At the main stage there will be a special treat for you and your Nordic friends!

The Jamboree Forum

The Jamboree Forum is a place to learn about and engage in free discussion with people from all over the world about issues such as the role of young people in society, world citizenship, climate change, human rights and political and democratic processes.

Entering the Jamboree Forum participants will meet opinions and views that they agree with, and other that they might strongly disagree with. It is a fantastic opportunity to learn about other people, cultures and opinions. They will gain skills in listening, understanding and responding to views of other young people. They will learn to question their own view of the world and gain a stronger understanding for what underlies their own and others' opinions.

The Jamboree Forum will be held in the Heads of Contingent Meeting Tent in the World Scout Centre 15.30-18.00. The Jamboree Forum will not be held every day so find out which days it is on at the Information Centre at Four Seasons Square.

Messengers of Peace the Ultimate Challenge

Scouts the world over set themselves challenges every day – climb that mountain, canoe that river, run that camp. The ultimate challenge, for any Scout, is to change the world around them. You may have done this yourself, and you are sure to meet some Scouts from other countries on this Jamboree who have changed their world – they have completed the Ultimate Challenge! They are what we call “Messengers of Peace”. Up to now, 10 million scouts in 110 countries have become Messengers of Peace.

We would like to set you a challenge - the Ultimate Challenge: when you get home after this Jamboree, change the world! By identifying some issue within your community and by helping to change things for the better – be it in the environment or in health and social issues, or inter-ethnic/community/group mistrust or conflict – and you too will become a Messenger of Peace.



Messengers of Peace

The Ultimate Challenge

Subcamps Schedule Winter



	Polcirkeln	Mora	Jukkasjärvi	Åre	Kiruna	Örnsköldsvik
July 27	Arrival day	Arrival day	Arrival day	Arrival day	Arrival day	Arrival day
July 28	Opening Ceremony	Opening Ceremony/Dream	Opening Ceremony	Opening Ceremony/Dream	Opening Ceremony/Dream	Opening Ceremony
July 29	GDV/Dream	Free day	Earth/Dream	Free day	Free day	Earth
July 30	Free day	GDV	Free day	Earth	Quest	People
July 31	Camp in Camp departure/Hike in Camp	Camp in Camp departure/Hike in Camp	GDV	GDV	People	Quest
August 1	Camp in Camp arrival	Camp in Camp arrival	Camp in Camp departure/Hike in Camp	Camp in Camp departure/Hike in Camp	GDV	GDV
August 2	Earth	People	Camp in Camp arrival	Camp in Camp arrival	Camp in Camp departure/Hike in Camp	Camp in Camp departure/Hike in Camp
August 3	Quest	Earth	People	People	Camp in Camp arrival	Camp in Camp arrival
August 4	Cultural Festival Day	Cultural Festival Day	Cultural Festival Day	Cultural Festival Day	Cultural Festival Day	Cultural Festival Day/Dream
August 5	People	Quest	Quest	Quest	Earth	Free day
August 6	Closing Ceremony	Closing Ceremony	Closing Ceremony	Closing Ceremony	Closing Ceremony	Closing Ceremony
August 7	Departure Day	Departure Day	Departure Day	Departure Day	Departure Day	Departure Day

Subcamps Schedule Summer



	Smögen	Visby	Finnerödja	Stockholm	Karlstad	Vimmerby
July 27	Arrival Day	Arrival Day	Arrival Day	Arrival Day	Arrival Day	Arrival Day
July 28	Opening Ceremony	Opening Ceremony	Opening Ceremony	Opening Ceremony	Opening Ceremony	Opening Ceremony
July 29	GDV/Dream	Quest	People	People	GDV/Dream	Earth
July 30	Free day	People	Quest/Dream	Quest	Free day	People/Dream
July 31	Camp in Camp departure/Hike in Camp	Camp in Camp departure/Hike in Camp	Free day	Earth	Earth	Free day
August 1	Camp in Camp arrival	Camp in Camp arrival/Dream	Camp in Camp departure/Hike in Camp	Camp in Camp departure/Hike in Camp	Quest	Quest
August 2	Earth	Free day	Camp in Camp arrival	Camp in Camp arrival/Dream	Camp in Camp departure/Hike in Camp	Camp in Camp departure/Hike in Camp
August 3	Quest	GDV	GDV	Free day	Camp in Camp arrival	Camp in Camp arrival
August 4	Cultural Festival Day	Cultural Festival Day	Cultural Festival Day	Cultural Festival Day	Cultural Festival Day	Cultural Festival Day
August 5	People	Earth	Earth	GDV	People	GDV
August 6	Closing Ceremony	Closing Ceremony	Closing Ceremony	Closing Ceremony	Closing Ceremony	Closing Ceremony
August 7	Departure Day	Departure Day	Departure Day	Departure Day	Departure Day	Departure Day

Subcamps Schedule Autumn



	Hunneberg	Svedala	Kivik	Klarälven	Bohuslän	Sarek
July 27	Arrival Day	Arrival Day	Arrival Day	Arrival Day	Arrival Day	Arrival Day
July 28	Opening Ceremony	Opening Ceremony	Opening Ceremony	Opening Ceremony	Opening Ceremony	Opening Ceremony/Dream
July 29	Earth	Quest	People	People	Quest	Free day
July 30	GDV	Earth	GDV	Earth	Earth	People
July 31	Camp in Camp departure/Hike in Camp	Camp in Camp departure/Hike in Camp	Quest	Quest	People	GDV
August 1	Camp in Camp arrival/Dream	Camp in Camp arrival	Camp in Camp departure/Hike in Camp	Camp in Camp departure/Hike in Camp	GDV	Quest
August 2	Free day	People/Dream	Camp in Camp arrival	Camp in Camp arrival	Camp in Camp departure/Hike in Camp	Camp in Camp departure/Hike in Camp
August 3	Quest	Free day	Earth	GDV	Camp in Camp arrival	Camp in Camp arrival
August 4	Cultural Festival Day	Cultural Festival Day	Cultural Festival Day/Dream	Cultural Festival Day/Dream	Cultural Festival Day/Dream	Cultural Festival Day
August 5	People	GDV	Free day	Free day	Free day	Earth
August 6	Closing Ceremony	Closing Ceremony	Closing Ceremony	Closing Ceremony	Closing Ceremony	Closing Ceremony
August 7	Departure Day	Departure Day	Departure Day	Departure Day	Departure Day	Departure Day





Spontaneous Activities

Outside of the scheduled programme, you will have plenty of time to explore the great variety of spontaneous programme activities all around the Jamboree site. Subcamps, Town Centres, Four Seasons Square and many other areas are full of drop in activities, including sports, games, crafts, global development workshops, camp fires, debates, concerts and dance. All designed to encourage spontaneous meetings.

There will be Spontaneous Activities available on site 10.00-22.00, with many opening 15.00 after Module Activities and with some variations in closing time. Visit some of the areas below to find out more!

Subcamp Centres

At every Subcamp Centre there are many possibilities for you to experience different activities throughout the day. You can borrow equipment and do an activity, or perhaps share a programme on stage!

The activities will open at 15.00 on days with Module Activities, and other days they open earlier. Activities in the cafes, on or off stage, will open at 18.00.

Town Centres

The Town Centres let you experience the seasons not only through their design, but also through their unique activities. Some activities are fixed to a Town Centre while others will travel from Town to Town. If you don't want to miss anything, you must visit them all!

Some activities are open 10.00-22.00, but most open after the Module Activities and close before sunset.

Four Seasons Square and Time Avenue

Four Seasons Square and Time Avenue is the heart of the Jamboree site, bustling with life and energy. Here you can find a wide range of activities and exhibitions. You can try out climbing, Most Primitive Scouting Experience (MPSE), SenseAction Cinema, sports activities, badge swapping, visit the Scout Museum, discover more about Sweden and Swedish Scouting at the Swedish Exhibition, and much more.

All activities are open for everyone, but the participants have first choice to some of the activities. The general opening hours are 10.00-20.00. There will be exceptions, with some activities opening after the Module Activities, and some being open longer.

The World Scout Centre

The World Scout Centre is located next to Time Avenue, west of Four Seasons Square. This is where you can find the Contingent Headquarters as well as exhibitions and activities. Some of the exhibitions and activities will help you learn more about their country, culture, traditions and Scouting

worldwide, others will challenge you in your skills. Here you will also find the World Scout Exhibition. The World Scout Centre is open 10.00-20.00.

The Food House Area

In the food houses you can try out a diverse range of dishes from around the world. Each food house is organised by a country represented at the Jamboree, all with their own unique theme offering national specialties and innovative cuisine. The Food House Area is situated south of Four Seasons Square. Participants are welcome to visit the food houses 10.00-22.00, while adults can stay until 24.00. Don't miss the opportunity to enjoy a tasty and cultural experience.

The Global Development Village (GDV)

In addition to the GDV Module Activity programme, the GDV will be full of activities during afternoons and evenings; open for everyone just to drop by. The Global Development Village has multimedia exhibitions, a village square, and countless interactive workshops. Visit the interactive stands

where you can get closer to organisations, discuss issues and take part in shorter activities.

The Tivoli Area

Imagine a fairground made entirely out of wood and rope, built using pioneering techniques. The Tivoli Area is just that, situated near the main arena here you can find traditional rides such as a ferris wheel and merry-go-round. So head on down and take a ride!

The Scout Museum and Badge Swapping

At the Scout Museum on Four Seasons Square you'll find historical exhibits with items and photos from world camps held in Scandinavia. You'll also find badges and Scout collectables and can learn more about how to swap and collect Scouting items, with the badge swapping area located right outside the museum. Swapping is a fun part of Scouting and at any Jamboree you will find people wanting to exchange items, especially badges.

There are some rules that apply to badge swapping:

- Badge swapping between adults and participants is not permitted.
- Be fair! Don't swap a low value common badge for somebody else's high value rare badge, especially if you think they don't realise how rare it is.
- Don't cut or remove badges from your uniform to swap, or swap badges that you or other people have actually earned.
- Selling or exchanging badges for money is not permitted.

Take an interest in the people you're swapping with – learn something about the badge and where it comes from.

Friendship Award

The Friendship Award is an activity run at every World Scout Jamboree, and this Jamboree is no exception!

The participants are challenged to accept a quest of cultural exchange which will lead them through many types of quizzes and tasks across the Jamboree site. At the end of this challenge they will receive the FA badge, a symbol of meetings between Scouts all over the world and –of course- the friendships they will find along the way.

Upon starting, they have exactly 24 hours to finish the challenge. However, the challenge is built to be run in parallel with the regular Jamboree programme, so they won't be missing any other activity. The exception is Camp in Camp, which cannot be combined with the Friendship Award.

To start the challenge they must visit the Friendship Award desk at any Town Centre, on any day except for the Cultural Festival Day.

How to begin the quest:

- Round up a patrol with 4-8 members from at least 2 different nationalities.
- Choose a patrol leader.
- Go to a Town Centre and send the patrol leader only to the Friendship Award desk in order to receive a starting slot and further information.

The participants must remember to take their handbooks with them at the end of the quest to get a signature and receive their reward.



Beach

A couple of kilometres south of the Jamboree site is the Swedish coastline. On the sandy beach, you can swim, play beach games, have a picnic or just enjoy the sea view. There are lifeguards and dressing facilities at the beach.

Shuttle buses will take you to the beach in less than 15 minutes. Bring your swimsuit, towel, sun block, hat, and a water bottle filled with water. Note that unit leaders must accompany participants to the bus and give them permission to go, or accompany them to the beach.



Radio Scouting

Visit the radio scout tent and try out “fox hunting”, learn to send your name in Morse code, or why not visit our amateur radio station and talk with friends on the Jamboree site or Scouts from around the world? We are located east of the Spring Forest at a place called Grimeton. Become a radio Scout for a day; try our four challenges and earn a radio Scout badge. Collect signatures in the boxes below.

The Jamboree call sign is SJ22S. If you are already a licensed radio amateur and brought your own gear, you will find us on 145.425 MHz - around the clock.

Telegraphy

QSO

Fox hunting/exhibition

Sign and date for badge

Faith and Beliefs

Prepare to be challenged, interested, inspired and perhaps even enlightened. Visit us at the Faith and Beliefs Zone where the world meets every day. Faiths and Beliefs come to life in all three of the Jamboree concepts: Meetings – Nature – Solidarity. We meet on common ground – Scouting, as we explore building on common beliefs!

Belief can be the guidance in life, the peaceful place inside a person, the comfort which is always there. Faith can be inspiring, interesting and as diverse as each one of us. Reflections can show us the world in a new light and add new dimensions to ourselves, and is an important part of the Scout Method. In your reflections booklet you will find a new thought for every day of the Jamboree to inspire you to think and discuss with your new friends.

East of Four Seasons Square lies the Faith and Beliefs Zone where you will find many opportunities for reflecting and sharing, such as:

FAITH AND BELIEFS TENTS

- a place to experience and explore different religions in a fun, creative and inspiring way.

FYREN (the lighthouse)

- explore more of your own values and spirituality through spontaneous activities and creativity, or earn the “Be a Lighthouse” badge.

REFLEX

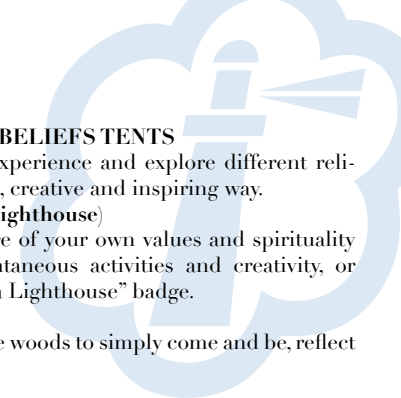
- a place in the woods to simply come and be, reflect or pray.

The opening hours in the Faith and Beliefs Zone are 10.00 - 20.00, but individual tents may have variations in opening hours or activities outside of these hours.

PRISMA TENTS

- A place to take a break and talk to someone

In each Town Centre you can find Prisma Tents, a place to take a break and be listened to. These cosy





oases can be a haven from the noise and commotion of the Jamboree. Opening hours are mainly 10.00-20.00.

RELIGIOUS SERVICES

– worship or discover your own and others' spirituality.

You're welcome to attend the Catholic Mass, participate in a Won-Buddhist Dharma Service or listen to the Muslim Friday Sermon. The religious ceremonies and gatherings provide an opportunity for you to express your religious belief and learn more about others. There may also be some gatherings and events by Contingents and other groups which will be advertised on notice boards.



Welcome to the following main Services/Gatherings! Please note that venues and times may be altered, and you will always find the latest news on the information boards and in the newspaper.

Religion	Date	Time	Service/Gathering	Venue
All	29 July – 6 Aug	10.00	Activities	FaB-zone
	30 July	16.00	The Lighthouse Celebration	Arena
Bahá'í	30 July	17.30	Ba'há'í Service	To be announced
Buddhist	29 July-6 Aug	08.00	Daily Meditation	FaB-zone -- Buddhist tent
	30 July	17.30	Dharma Service	Autumn Town Centre Stage
Catholic	29 July-6 Aug	17.30	Daily Mass	FaB-zone -- ICCS Abbey Church
	29 July-6 Aug	19.00	Daily Taizé Ecumenical Service	FaB-zone -- ICCS Abbey Church
	30 July	17.30	Mass	Arena
	6 Aug	16.00	Vigil Mass in Sub-camps	To be announced
	7 Aug	19.00	Mass	FaB-zone -- ICCS Abbey Church
Christian Orthodox	30 July	1730	Divine Liturgy	Winter Town Centre Stage
The Church of Jesus Christ of Latter-day Saints	30 July	1730	Fireside Service	FaB-zone -- Chapel
	31 July	09.00	Sacrament service	FaB-zone -- Chapel
	1 Aug	19.00	Family Home Evening Fireside	FaB-zone -- Chapel
Hindu	30 July	17.30	Hindu Service	To be announced

Religion	Date	Time	Service/Gathering	Venue
Islam	29 July-6 Aug	Daily	Prayers – See Schedule of Prayers	FaB-zone -- Mosque
	29 July	13.00	Jumaa Prayer	FaB-zone -- Mosque
	30 July	17.30	Special Muslim Service	To be announced – Mosque
	1 Aug	21.00	1 st of Ramadan gathering, iftar	FaB-zone -- Mosque
	1 Aug – 6 Aug	22.00	Taraweeh program	FaB-zone -- Mosque
	5 Aug	13.00	Jumaa Prayer	FaB-zone -- Mosque
Jewish	29 July	19.00	Kabalat Shabbat	FaB-zone -- Synagoge
	30 July	08.00	Shabbat Morning Service	FaB-zone -- Synagoge
	30 July	17.30	Special Religious Service	FaB-zone -- Synagoge
	5 Aug	19.00	Kabalat Shabbat	FaB-zone -- Synagoge
	6 Aug	08.00	Shabbat Morning Service	FaB-zone -- Synagoge
Protestant	28-29 July, 1-6 Aug	08.00	Morning devotion	FaB-zone -- Chapel
	30 July	17.30	Service	FaB Stage
Sikh	29 July-6 Aug	08.00	Prayer	FaB-zone -- Sikh-tent
	30 July	17.30	Sikh Religious Service	To be announced
Won-buddhist	29 July-6 Aug	06.00	Daily Meditation	FaB-zone -- Won-Buddhist tent
	30 July	17.30	Dharma service, Won-buddhist	Autumn Town Centre Megaterz

Take a piece of Sweden home with you!



*Book
& deed*



Order the Memory Package in the Jamboree Shop!

Gold Sponsors



Silver Sponsors



KRISTIANSTAD-NOVA
Rotaryklubb



Fun Facts & Trivia

History of the World Scout Jamboree	109
Scouting around the World	112
Welcome to Japan in 2015	114

History of the World Scout Jamboree

As a participant at the 22nd World Scout Jamboree here in Sweden you have become part of a history that goes back as far as Lord Robert Baden-Powell, the founder of Scouting. The Jamboree was born out of his idea to hold one special event to bring together Scouts of all nationalities.

The first Jamboree, held at London's Olympia in 1920, was the first truly international gathering of Scouts and brought together 8 000 Scouts from 34

countries. Since then the Jamboree has grown and grown and you are now one of over 38 000 Scouts representing one of the 150 countries which are here at the 22nd World Scout Jamboree.

Jamboree is now an international term used to describe a large gathering of Scouts. Since 1920, World Scout Jamborees have been held almost every four years, and hosted all over the world.

1920 United Kingdom
1924 Denmark
1929 United Kingdom
1933 Hungary
1937 Netherlands
1947 France
1951 Austria
1955 Canada
1957 United Kingdom
1959 Philippines
1963 Greece
1967 United States
1971 Japan
1975 Norway
1979 Jamboree Year camps in many places around the world
1983 Canada
1987/8 Australia
1991 South Korea
1995 Netherlands
1998/9 Chile
2002/3 Thailand
2007 United Kingdom
2011 Sweden
2015 Japan
2019 United States



Scouting around the World

At a World Scout Jamboree you can really appreciate how global a movement Scouting really is. Just take a look around you now, how many different countries are represented near you? In fact, did you know that there are more than 30 million Scouts, youth and adults, boys and girls, all over the world and that Scouting exists in 161 countries? Scouting has grown so much that it is one of the largest youth movements in the world. Each of these Scouts, just like you, has made their Scout Promise.

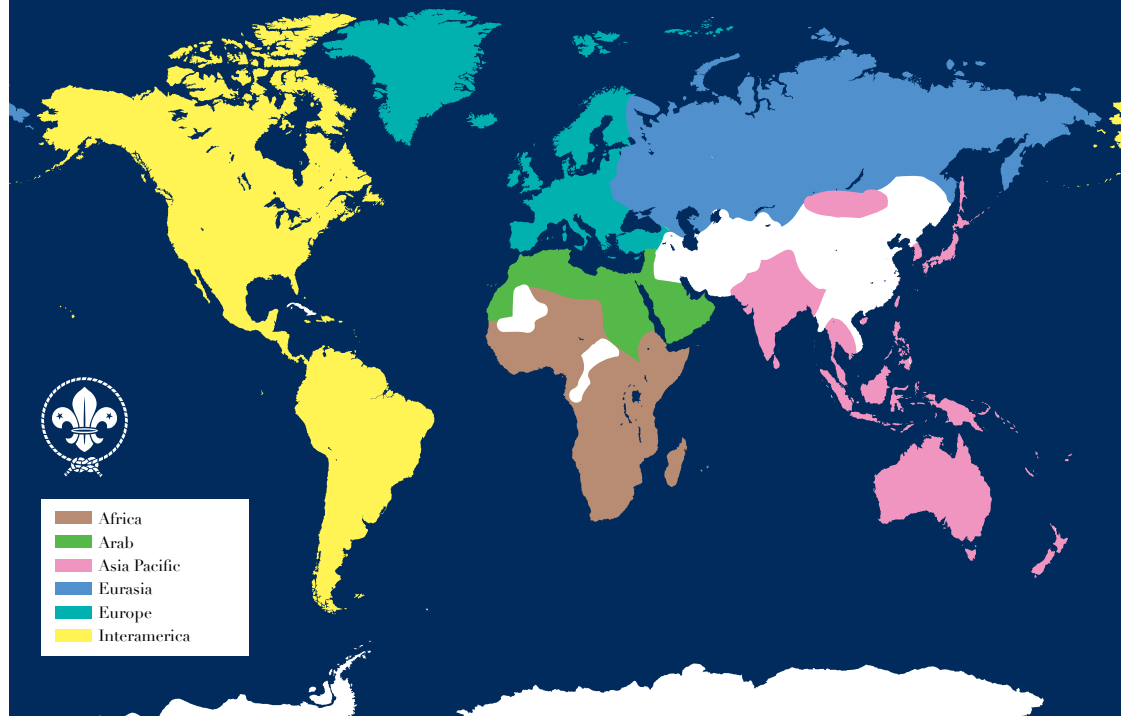
Scouting around the world is organised by the World Organization of the Scout Movement (WOSM). To help organise Scouting on a global level the world movement is divided into six regions, as shown in the map below.

Although Scouting is found in most countries in the world, with different cultures, traditions and belief systems, there are many more similarities than differences. The basics of Scouting are the same no matter where you go.

As a global Movement, Scouting is making a real contribution to creating a better world. This means that, through your involvement at a local level, you are playing a constructive part in society. Your participation in Scouting contributes to the global impact of the Movement and makes the world a little better than when you found it.

The 22nd World Scout Jamboree is a major world event and a great occasion for you to feel that you are part of one of the biggest worldwide voluntary youth organisation. While you are here, take the time to visit all of the pavilions in the World Scout Centre and discover the diversity and wealth of opportunities that the Movement has to offer. Interacting with the other participants, sharing and making new friends are also great ways to explore how Scouting is truly a global community.

For more information about World Scouting, visit: www.scout.org



Welcome to Japan in 2015

Whether this is your first Jamboree experience or you have been at a previous Jamboree, it is always nice to make new Scout friends, to meet old ones and to work together to have a wonderful experience!

In four years time, the 23rd World Scout Jamboree will be held in Kirara-hama, Yamaguchi prefecture, Japan, 28 July - 8 August 2015! The theme of the Jamboree is 和 WA: a Spirit of Unity. 和 [wa], this simple character means unity, harmony, cooperation, friendship, peace, and a spirit of unity. “和” also symbolises the culture of Japan.

The Jamboree will be great event for facilitating harmony among cultures, nature and technology. This Jamboree, with its unique spirit, will lead to innovation, new ideas and the passion and energy to make a real difference in the world!

As part of the Jamboree, the planning team is organising a “Join-in-Jamboree Programme”. As well as this, the Scout Association of Japan has started new project that is to build new friendships for Scouts through Scouting: the “Welcome The World Project” (WTW). The Project links up Scouts in your country and the local Scout groups in Japan.

Detailed information for the 23rd World Scout Jamboree will be distributed to every National Scout Organization in 2012, or you can also refer to the website:

www.23wsj.jp



Daily Checklist

Knowing that you will be very busy every day, we have come up with a daily checklist for you to review your Jamboree days. You can view it as a kind of diary – just check the boxes for what you have done, for you to remember your Jamboree experience when you come home and even in years to come!

	28/7	29/7	30/7	31/7	1/8	2/8	3/8	4/8	5/8	6/8
Made a new friend	<input type="checkbox"/>	<input type="checkbox"/>	<input type="checkbox"/>	<input type="checkbox"/>	<input type="checkbox"/>	<input type="checkbox"/>	<input type="checkbox"/>	<input type="checkbox"/>	<input type="checkbox"/>	<input type="checkbox"/>
Participated in a programme activity	<input type="checkbox"/>	<input type="checkbox"/>	<input type="checkbox"/>	<input type="checkbox"/>	<input type="checkbox"/>	<input type="checkbox"/>	<input type="checkbox"/>	<input type="checkbox"/>	<input type="checkbox"/>	<input type="checkbox"/>
Learnt some words in a different language	<input type="checkbox"/>	<input type="checkbox"/>	<input type="checkbox"/>	<input type="checkbox"/>	<input type="checkbox"/>	<input type="checkbox"/>	<input type="checkbox"/>	<input type="checkbox"/>	<input type="checkbox"/>	<input type="checkbox"/>
Helped somebody else	<input type="checkbox"/>	<input type="checkbox"/>	<input type="checkbox"/>	<input type="checkbox"/>	<input type="checkbox"/>	<input type="checkbox"/>	<input type="checkbox"/>	<input type="checkbox"/>	<input type="checkbox"/>	<input type="checkbox"/>
Lived 'Simply Scouting'	<input type="checkbox"/>	<input type="checkbox"/>	<input type="checkbox"/>	<input type="checkbox"/>	<input type="checkbox"/>	<input type="checkbox"/>	<input type="checkbox"/>	<input type="checkbox"/>	<input type="checkbox"/>	<input type="checkbox"/>
Had "fika"	<input type="checkbox"/>	<input type="checkbox"/>	<input type="checkbox"/>	<input type="checkbox"/>	<input type="checkbox"/>	<input type="checkbox"/>	<input type="checkbox"/>	<input type="checkbox"/>	<input type="checkbox"/>	<input type="checkbox"/>
Been to the Faith and Beliefs Zone	<input type="checkbox"/>	<input type="checkbox"/>	<input type="checkbox"/>	<input type="checkbox"/>	<input type="checkbox"/>	<input type="checkbox"/>	<input type="checkbox"/>	<input type="checkbox"/>	<input type="checkbox"/>	<input type="checkbox"/>
Had an adventure	<input type="checkbox"/>	<input type="checkbox"/>	<input type="checkbox"/>	<input type="checkbox"/>	<input type="checkbox"/>	<input type="checkbox"/>	<input type="checkbox"/>	<input type="checkbox"/>	<input type="checkbox"/>	<input type="checkbox"/>
Got lost	<input type="checkbox"/>	<input type="checkbox"/>	<input type="checkbox"/>	<input type="checkbox"/>	<input type="checkbox"/>	<input type="checkbox"/>	<input type="checkbox"/>	<input type="checkbox"/>	<input type="checkbox"/>	<input type="checkbox"/>
Swapped a badge	<input type="checkbox"/>	<input type="checkbox"/>	<input type="checkbox"/>	<input type="checkbox"/>	<input type="checkbox"/>	<input type="checkbox"/>	<input type="checkbox"/>	<input type="checkbox"/>	<input type="checkbox"/>	<input type="checkbox"/>
Had a nap	<input type="checkbox"/>	<input type="checkbox"/>	<input type="checkbox"/>	<input type="checkbox"/>	<input type="checkbox"/>	<input type="checkbox"/>	<input type="checkbox"/>	<input type="checkbox"/>	<input type="checkbox"/>	<input type="checkbox"/>

Space for personal reflection: this box is for you to write down some thoughts, any thoughts you want to record!

New Friends

A light blue rounded rectangular box with three horizontal lines for writing.

A light green rounded rectangular box with three horizontal lines for writing.

A light pink rounded rectangular box with three horizontal lines for writing.

A light yellow rounded rectangular box with three horizontal lines for writing.

A light blue rounded rectangular box with three horizontal lines for writing.

A light green rounded rectangular box with three horizontal lines for writing.

A light pink rounded rectangular box with three horizontal lines for writing.

A light yellow rounded rectangular box with three horizontal lines for writing.


Four horizontal lines for text entry on a light green background.

Four horizontal lines for text entry on a light blue background.

Four horizontal lines for text entry on a light pink background.

Four horizontal lines for text entry on a light green background.

Four horizontal lines for text entry on a light blue background.



Bronze Sponsors



**Knattes
Snickarboa**



How to act in case of emergency

1. Help those in danger
2. Warn those nearby
3. Call Emergency Control Centre on phone number +46 (0)10 471 49 99 (on internal phones 999).
 - On a radio supplied by the World Scout Jamboree, switch to channel 1 and call for “Emergency Control”.
 - Find someone if you cannot call yourself.
 - What has happened
 - Where the accident is (remember Unit Area number)
 - Who you are
 - Where you are calling from
4. Act if possible
5. Meet the rescue personnel and show them the way

